

Paris Region

Facts & Figures 2024





Paris Region

An Inspiring, Innovative, Responsible and Attractive Region

The Paris Region Facts and Figures 2024 offers a comprehensive overview of both the economic vitality and social dynamics of the Paris Region, establishing its prominence among the leading regions in both Europe and the world.

Serving as a crucial decision-making tool, this brochure presents key indicators essential for companies and economic stakeholders. It proves to be a valuable resource not only for the region's economic and political leaders but also for anyone seeking a comprehensive understanding of the dynamic regional economy.

This collaborative publication is brought to you by Choose Paris Region, L'Institut Paris Region, and the Paris Île-de-France Regional Chamber of Commerce and Industry.

Please do not hesitate to send us your comments and suggestions to improve this new edition: prff@chooseparisregion.org

We thank all the organizations and individuals from whom we retrieved the data used in producing this document: 2thinknow, ARCEP, ARWU, ASTech, AT, Kearney, BNP Paribas Real Estate, Cable.co.uk, Cap Digital, CEOWorld Magazine, Chambre d'Agriculture d'Île-de-France, Choose Paris Region, Paris Ile-de-France CCI, Cité internationale universitaire de Paris, Cosmetic Valley, Cornell University, CRT Paris Ile-de-France, Cushman & Wakefield, Diane, ECA International, Eurostat, EY-ULI Index, Ficep, fDI Intelligence, Finance Innovation, Financial Times, FNAK, Fortune Magazine, French Customs, Gobelins, GRAS, Shanghai Ranking Consultancy, Guide Michelin, Haropa Port, HEC, Hceres, ICCA, Ile-de-France Mobilités, Île-de-France Terre de Saveurs, INPI, INSEAD, INSEE, International Animation School Ranking, IRDS, JLL, KPMG, L'Institut Paris Region, Medicen, Mercer, Mori Memorial's Foundation's Institute for Urban strategies, Ministry of Education, Higher Education and Research, Next Move, Numbeo, OLAP, ORIE, OST, OTCP (Paris Convention and Visitors Bureau), Paris2024 media, Paris Aéroport, Paris Ile-de-France Capitale Economique, Polymeris, PWC, RATP, Rungis, Savills, Schroders, Scimago, SETRA, SNCF, Société du Grand Paris, Station F, Startup Blink, Systematic, Unesco, Unicem, Urban Land institute, Velib Metropole, WIPO.

Editorial Board: Paris Region Facts and Figures 2024

Choose Paris Region: Florence Humbert, Stéphanie Rimbart, Sana Benraffas, Julien Baumann

L'Institut Paris Region: Vincent Gollain, Christine Tarquis

Paris Île-de-France Regional Chamber of Commerce and Industry: Yves Burfin, Isabelle Savelli, Julien Tuillier

Maps: Pascale Guéry, L'Institut Paris Region

Graphic design: Choose Paris Region

Printed in February 2024, France
Printer: Graphylis

© Choose Paris Region

© L'Institut Paris Region

© Paris Île-de-France CCI

ISSN: 1958-1270



Champs de Mars, view from Eiffel Tower © Adobestock

Table of contents

Welcome to Paris Region	5
Breathe, Relax and Thrive in a Green and Sustainable Region	11
Join Europe's Largest and Multicultural Talent Hub	17
Expand Your Business in Europe's Premier Hub for Business and Innovation	27
Benefit from State-of-the-Art Infrastructures	37



Welcome to Paris Region, An Inspiring, Innovative, Responsible and Attractive Region

Explore A Dynamic, Fast-Changing Region

Paris Region, a cultural and intellectual hub, a scientific and urban laboratory, stands as France's economic powerhouse, contributing to 31% of the national GDP, employing 23.1% of the country's workforce, and accounting for 41% of its R&D spending. This region warmly welcomes investors, tourists, and individuals seeking to settle, visit, or reside within the Schengen area.

Relax and Thrive in a Green and Sustainable Region

Attracting 44.1 million visitors, Paris Region is synonymous with culture, gastronomy, history, and a green lifestyle that prioritizes biodiversity and minimizes carbon emissions. The young and continuously growing population is drawn not only by economic prospects but also by the exceptional quality of life.

Join Europe's Largest and Diverse Talent Pool

Companies will discover in the region an international and highly skilled talent pool poised to contribute to business expansion: 6.7 million jobs, Europe's most significant concentration of students, and world-class engineers, researchers, scientists.

Grow in Europe's Top Business and Innovation Hub

With the highest GDP in the EU, Paris Region houses a thriving community of businesses and researchers, fostering dynamic interactions among Europe's largest cluster of Fortune Global 500 corporations, corporate headquarters, SMEs, innovative startups, and world-class competitiveness clusters. The region is recognized for its robust expertise and know-how across key market areas in both services and industry.

Use cutting-edge infrastructures

As the host city for the 2024 Summer Olympics, Paris is undergoing significant investments. With diverse districts and competitive costs, it's an ideal location for offices, industries, logistics, research... Featuring three international airports, high-speed rail, an expanding subway system, new mobility options, and exceptional broadband connectivity, the region ensures seamless access to Europe and the world. Moreover, Paris Region provides highly competitive telecom and energy costs.

Paris Region, a Dynamic and Fast-growing Region

A Thriving Business and Research Community
A Strong Know-How in Services and Industry

- Home to **18.8%** of France's population
- Producer of **31%** of national GDP
- Contributor to **5.3%** of the EU GDP
- Gathering **23.1%** of all jobs in France
- Employing **34%** of all French executives
- Educating **28%** of all students in France
- Encompassing **41%** of R&D spending
- Home to **37.9%** of R&D workforce and **29.3%** of scientists and engineers in France

A massive consumer marketplace

A top hub for upcoming talents

Competitive real estate and logistics solutions

World-class transport and digital infrastructure

An outstanding lifestyle



© Adobestock

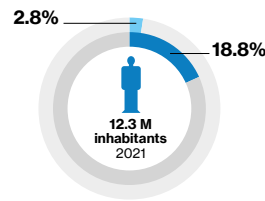
Paris Region in the European Union as of 01.01.2024



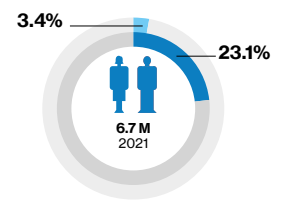
Paris Region is part of:
 - The European Union
 - The Schengen area
 - The Eurozone

Paris Region vs. France & Europe

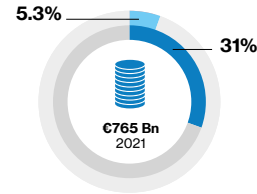
Population



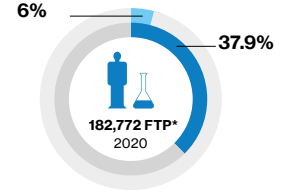
Jobs



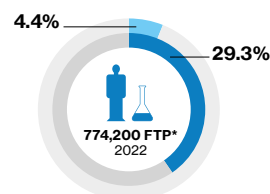
GDP



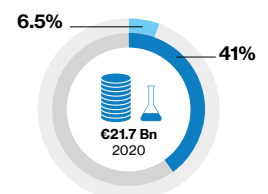
R&D workforce



Scientists and Engineers



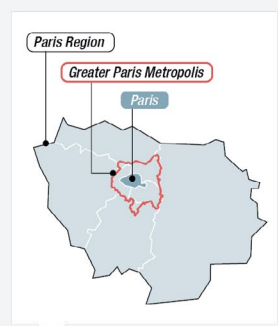
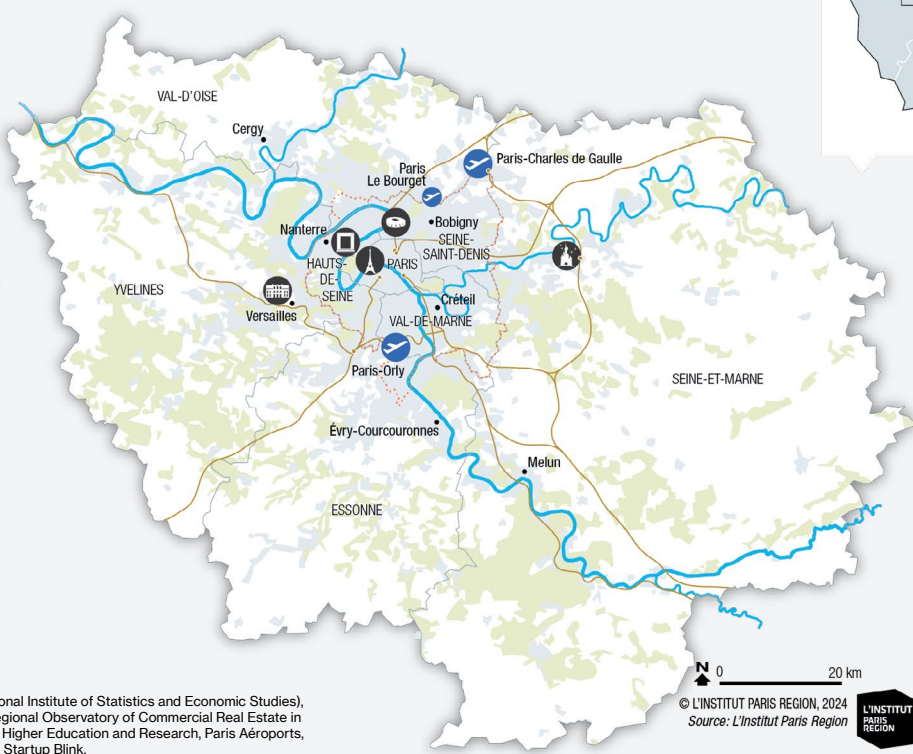
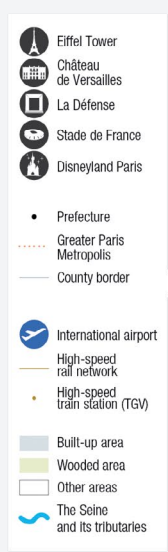
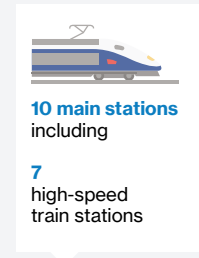
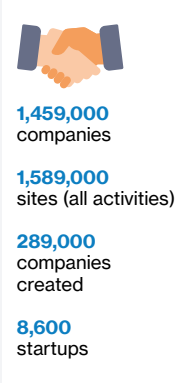

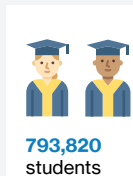
R&D expenditure



■ Paris Region / UE ■ Paris Region / France

* Full Time Equivalent
 Insee, Eurostat, Ministry of Education, Higher Education and Research

Paris Region in Figures



© L'INSTITUT PARIS REGION, 2024
Source: L'institut Paris Region

CRT Paris Île-de-France, Insee (National Institute of Statistics and Economic Studies), Eurostat, French Customs, ORIE (Regional Observatory of Commercial Real Estate in Paris Region), Ministry of Education, Higher Education and Research, Paris Aéroports, SNCF (National Railways of France), Startup Blink. Data: latest year available.

Paris Region's Position in International Rankings

The world's regions compete fiercely to attract businesses, talent and tourists...

Recent international studies place the Paris Region among the world's leading regions in terms of human capital and talent, economic activity, attractiveness, foreign investment, cost of living and quality of life, cultural experience, information exchange, R&D innovation, tourism, and more.

Everything is being done in the region to meet the challenges of international competition.



© Adobestock

Global Attractiveness

Global Cities Index 2023 on economic performances

Paris, **#3** with a broadly consistent performance across its various dimensions. Paris hold steady in business activity and human capital and is **#1** in information exchange.

	2021	2022	2023
New York	1	1	1
London	2	2	2
Paris	3	3	3
Tokyo	4	4	4
Beijing	5	5	5
Brussels	16	11	6
Singapore	9	9	7
Los Angeles	5	6	8
Melbourne	12	8	9
Hong Kong	7	10	10

A.T. Kearney

Global Cities Outlook 2023 on the potential of a city to attract and retain global capital, people, and ideas in coming years.

Paris holds an extremely high global ranking in Cultural experiences, but other cities have improved, narrowing the gap.

	2021	2022	2023
San Francisco	25	13	1
Copenhagen	21	8	2
London	1	1	3
Luxembourg	11	3	4
Paris	2	2	5
Dublin	5	7	6
Helsinki	43	17	7
Stockholm	6	5	8
Munich	3	4	9
Singapore	10	20	10

A.T. Kearney

Global Power City Index 2023

World's most attractive cities according to their ability to attract people, capital, and enterprises from around the world.

Paris, **1st** in Livability, **3rd** in Cultural Interactions, **5th** in Accessibility.

	2021	2022	2023
London	1	1	1
New York	2	2	2
Tokyo	3	3	3
Paris	4	4	4
Singapore	5	5	5
Amsterdam	6	6	6
Seoul	8	7	7
Dubai	14	11	8
Melbourne	10	9	9
Berlin	7	8	8

Mori Memorial's Foundation's Institute for Urban Strategies

Global Cities Index 2023

Paris is **#10** in the ranking that identifies cities combining economic dynamism, excellent universities, forward-thinking environmental policies and excellent transport infrastructure.

	2021	2022	2023
San Francisco	2	3	1
Boston	3	2	2
London	2	1	3
New York	5	4	4
Melbourne	10	5	5
Toronto	7	6	6
San Jose (USA)	-	12	7
Singapore	11	8	8
Hong Kong	6	9	9
Paris	4	7	10

Schroders

Foreign Direct Investments

Global Cities Investment Monitor 2023

Paris Region, #4 most attractive global cities for International Investments, behind Dubai, London and Singapore. **Paris attracts the most international investment from Europe worldwide.**

For the majority (50%) of the 200 foreign investors surveyed as part of this study, **Paris is the world's most attractive metropolis for business location**, ahead of New York (44% of respondents) and London (36%).

#1 worldwide (2018-2022)

- for foreign direct investments in:
 - Renewable Energies
 - Cleantech
 - Electric Vehicles

#2 worldwide (2022)

- for FDIs in Tourism

#4 worldwide

- for FDIs In R&D

Global Cities Investment Monitor, Paris Ile-de-France Capitale Economique, Opinion Way, Choose Paris Region, 2023

fDi European Regions of the Future 2024



fDi Intelligence 2024

Paris Region's Strengths:

- #1 in Economic Potential
- #1 in Human Capital and Lifestyle
- #1 in Foreign Direct Investment Strategy

Paris Region confirms its position as Europe's most attractive region for international direct investment. The region with the best "foreign direct investment strategy" also took first place for the second year running in the ranking of the "Large European Regions of the Future 2024", compiled by fDi Intelligence, the foreign investment division of the Financial Times. fDi Intelligence assesses the attractiveness of locations for foreign direct investment (FDI).

Cost and Quality of Life

Paris Region is More Affordable Than Greater London and Less Expensive Than Many European Regions

Cost of Living Survey 2023
Paris, ranked #35 (#33 in 2021), is more affordable than these

- global cities:
- #1 Hong-Kong
 - #2 Singapore
 - #3 Zurich
 - #4 Geneva
 - #5 Basel
 - #6 New York City
 - #7 Bern
 - #8 Tel Aviv
 - #9 Copenhagen
 - #10 Nassau
 - #17 London

Mercer 2022 (Selection of cities)

Cost of Living, ECA International

- New York, Hong Kong, Geneva, London, Singapore, Zurich, San Francisco, Tel Aviv, Seoul, and Tokyo are the most expensive cities in the world
- **Paris is less expensive** than the above cities, and than Bern, Copenhagen, Moscow, Oslo, Luxembourg, Dublin, Amsterdam, Stavanger and Vienna in Europe

ECA International, 2023

Talents

Global Ranking of Academic Subjects – Mathematics, 2023

- **2 of the Top 5 best universities in the World in Mathematics**
- **#2 Paris Saclay University**
- **#4 Sorbonne University**

GRAS, Shanghai Ranking Consultancy, 2023

Financial Times Education Rankings 2023

HEC Paris

Best European Business School
Best Master in Management

INSEAD

2nd Best global MBA in the world

Tourism and Meetings

Top 100 City Destinations 2023, Euromonitor International

- **Paris, the world's top tourist destination for the third year running**
- #2 Dubai
- #3 Madrid
- #4 Tokyo
- #5 Amsterdam
- #6 Berlin
- #7 Rome
- #8 Barcelona
- #9 London
- #10 Singapore

Euromonitor International, 12/2023

International Meetings organized in the World in 2022, ICCA

- #1 Vienna (162)
- #2 Lisbon (144)
- **#3 Paris (134)**
- #4 Barcelona (133)
- #5 Prague (129)
- #6 Madrid (128)
- #7 Berlin (113)
- #8 Athens (109)
- #9 Brussels (108)
- #10 London (106)

ICCA, International Congress and Convention Association, data 2022

Real Estate

2020 Attractiveness of Global Business Districts Report

Paris La Défense, 4th largest business district in the world

Paris La Défense holds the fourth position thanks to 49% of its metropolitan population being highly skilled, the density of the transport infrastructure in Paris Region and a high concentration of international headquarters (Fortune 500, Société des Bourses Françaises (SBF), 120 companies, and large consulting firms).

- #1 London, The City
- #2 New York, Midtown
- #3 Tokyo, Marunouchi
- **#4 Paris, La Défense**
- #5 London, Canary Wharf
- #6 New York, Financial District
- #7 Beijing, CBD
- #8 Seoul, Gangnam
- #9 Singapore, Downtown Core
- #10 Chicago, The Loop

EY-ULI Index

Emerging Trends in Real Estate, Europe 2024

Paris, #2 for overall real estate prospects in 2024

"Paris performs strongly due to similar sentiments, securing second place once more with the Olympics effect evidently outweighing any negativity surrounding recent protests on the street."

"This also reinforces its position as the world's favourite tourist destination, according to the World Travel and Tourism Council."

Emerging Trends in Real Estate, Europe			
	2022 (data 2021)	2023 (data 2022)	2024 (data 2023)
1	London	London	London
2	Berlin	Paris	Paris
3	Paris	Berlin	Madrid
4	Frankfurt	Madrid	Berlin
5	Munich	Munich	Amsterdam
6	Madrid	Amsterdam	Milan
7	Amsterdam	Frankfurt	Munich
8	Hamburg	Hamburg	Lisbon
9	Barcelona	Barcelona	Frankfurt
10	Brussels	Milan	Barcelona

PWC, Urban Land Institute, 2024

R&D, Tech and Innovation

Global Innovation Index 2023

Paris, the world's #12 largest science and technology cluster #1 in Europe

WIPO (World Intellectual Property Organization), 2023

Innovation Geographies 2022

- Paris:**
- **#1** innovative city in Europe
 - **#7** in the world
- Ahead of London (#9), Berlin (#18), Munich (#21) and Helsinki (#24) in Europe.
- **#15** for the talent concentration

Paris stands out for its:

- High number of international projects
- High volume of startups
- Above-average R&D spending as a percentage of GDP
- Large number of international patents filed
- High level of patenting activity, particularly in the private sector
- Areas of excellence, which include transportation equipment, pharmaceuticals and biotechnology

JLL, 2020 /2022

Innovation Cities Top 100 Index 2022-2023

Paris, highest ranked EU27 startup ecosystem and the world's #4 best city for innovation (+6), behind Tokyo, London and New York

2thinknow, 2022-2023

Startup Blink 2023

Paris joined the world's top 10 at 9th rank, #2 in Europe, top EU city with 3 overperforming industries: Ecommerce & Retail, Fintech, Social & Leisure, each ranking 6th globally.

StartupBlink, 2023

Tech Cities 2023

Paris, Europe's #2 tech city and #9 in the world

- #1 San Francisco
- #2 New York
- #3 Silicon Valley
- #4 Beijing
- #5 London
- #6 Los Angeles
- #7 Shanghai
- #8 Boston
- **#9 Paris**
- #10 Tokyo

Criteria: business & tech environment, city buzz & wellness, talent pool, strength in different tech sub sectors

Savills

Paris Region, an International and Cosmopolitan Region

Paris Region is home to a population of over 12 million, including both French and non-French speakers, all of whom speak a multitude of languages.

Every day, students, entrepreneurs, researchers and investors flock to the Paris region to make the most of it. The Region offers access to world-renowned academic institutions, business opportunities and an exceptional quality of life. But it's also the dynamism and atmosphere of its extraordinary cultural melting pot that makes it such an attractive and diverse Region.



© Adobestock

1.8 M
international
residents live
in the Region

14.5% of
the population

Insee, 2022, data 2019

7,100
international
PhD students

MESRI - DGESIP-DGRI - SIES / Système
d'information SISE 2023, data 2021-2022

5,700
international
researchers

FNAK, data 2023

19.4 M
international
tourists

CRT Paris Ile-de-France 2023, data 2022

135,500
international
students,
including
82,300 in
Paris Region
Public
Universities

MESRI - DGESIP-DGRI - SIES 2023,
data 2021-2022

16,560
foreign sites
573,000
Jobs

INSEE 2022, data 2018

**1 out of
6 jobs in
Paris Region
is in a foreign
company
(16.2%)**

INSEE 2022, data 2018

431
foreign
companies
chose Paris
Region in
2021

11,000
jobs created

Choose Paris Region, 2023 data 2022



Bois de Boulogne © Adobestock

Breathe, Relax and Thrive in a Green and Sustainable Region

Experience a Unique Worklife in a Green and Sustainable Region

Paris Region is passionately dedicated to advancing sustainability across businesses, environmentally conscious urban planning, and impactful social projects. Committed to creating a greener environment, the region implements carbon-free urban planning, with nature covering over three-quarters of its territory.

Immerse Yourself in the World's Beloved Tourist Destination with a Vibrant Cultural Scene

Paris Region offers a plethora of indoor and outdoor activities, characterized by a historically rich center, expansive green spaces, parks, scenic waterways, as well as extraordinary museums and historical landmarks. It's an ideal haven for cinephiles, nature enthusiasts, adventure seekers, food connoisseurs, and art aficionados, providing a perfect work-life balance.

Join a Sporty Region

Paris Region provides its residents with a diverse array of facilities and sports clubs to ensure their well-being. Moreover, they can partake in globally acclaimed sporting events, such as the upcoming 2024 Olympic and Paralympic Games and other international sports events.

An Exceptional Place to Live and Thrive in a Green and Sustainable Region

Whether you live in Paris or within the Region; whether you're living alone or with a family of five; whether you're looking to reconnect with nature or to dance until dawn, you'll find countless ways to spend your time. Home to 19% of France's population on 2% of the national territory, Paris Region strives to provide its citizens with a greener environment that incorporates carbon-free urban planning. The Region, incredibly family-friendly, offers an unbeatable and affordable quality of life. Culture, architecture, history, parks, gastronomy, shopping, sports, the list goes on. Paris Region is an exceptional place to live and thrive.



Bonneuil-sur-Marne Port © Adobestock

A Green Region

76%

green space and forests

- Paris Region surface area: **12,000 km²**
- 50%** agricultural land
- 26%** wooded areas, natural world
- 22%** urban space
- 1,5%** water
- 1/4** of Paris Region is covered by the **4** existing Regional Nature Parks and **1** in project
- 43** outstanding gardens
- 36** "Natura 2000" sites
- 15,000 km** of ecological corridors
- 275** sites identified for their geological interest
- 138** sustainable neighborhoods in Paris Region
- 180,000** housings programmed within these accredited neighborhoods
- A very high level of urban services (water, waste, energy...)
- Since the early 2000s, over **5 km** of urban rivers have been reopened.
- An additional **15 km** are underway or under consideration.
- Paris Region has many biodiversity reservoirs (**262,000 ha**), from the Fontainebleau forest to the valleys and wooded hills of the Parc Naturel Régional du Vexin (Vexin Regional Nature Park)

- With **69** new organic farms, 2022 is still a dynamic year, but with a slowdown curve.
- Nearly **15%** of farms are in organic agriculture with **661** producers, **40%** of which are in field crops and **33%** in vegetable production.
- 38,300 ha** of organic and in-conversion land in the Region, i.e. **7%** of the regional agricultural surface.
- Short food circuits are in place for **985** farms (**22%**)
- 61** methanization units in activity in 2022, of which **41** agricultural units, and **222 millions of m³** biogaz produced, namely around **1,39 TWh** PCS of primary energy.

L'Institut Paris Region, GAB Île-de-France 2023, Chambre Régionale d'Agriculture, DRAC Île-de-France, 2022, Agreste/RA 2020

The Region has a temperate Atlantic climate with some semi-continental influences. (temperature variations are higher and rainfall lower). Temperatures are characterized by a relative mildness and regularity, usually around **11°C** on average. (exceptionally **14.4°** in 2023). The **365 mm** of annual precipitation is very well distributed throughout the year while winds are generally weak. Meteo.net, 2023

A Great Place to Live in, with Competitive Costs

5.9 million housing units

- 71,8%** apartments, **4.3 million**
- 26,9%** houses, **1.5 million**

Insee, 12/2023, data 2020

Private Housing Rents in Paris Region				
	Paris	Inner suburbs	Outer suburbs	Paris Region
Surface in m ²	50	52	57	53
Rent in €/m ²	24.1	17.6	14.7	18.9
Average monthly rent in €	1,230	937	855	1,014

OLAP 2023, data 2022

Cost of Living in Paris Region vs Greater London			
Category	Description	Paris Region	Greater London
Real Estate	Rent Per Month Apartment (1 bedroom) in City Center	€1,354	€2,678
Transport	Monthly Pass (Regular Price)	€86	€232
Food	Meal for 2 People, Mid-range Restaurant, Three-course	€67	€93
Health	Short visit to a private doctor	€26.5	€48.75
Sports	Fitness Club, Monthly Fee for 1 Adult	€39	€60
Leisure	Cinema, International Release, 1 Seat	€13	€17
Childcare	Preschool (or Kindergarten), Full Day, Private, Monthly for 1 Child	€779,50	€2,069
Childcare	International Primary School, Yearly for 1 child	€15,375	€23,293

Numbeo, Ameli, NHS 01/2024

A Rich and High-Quality Care Offer

Paris Region boasts Europe's largest hospital system, AP-HP (Assistance Publique-Hôpitaux de Paris), with an extensive network of public hospitals, private clinics, and healthcare providers. The French healthcare system ensures universal coverage for residents, including foreigners, funded through taxes and contributions from salaries. Bilingual doctors and accessible hospitals enhance healthcare accessibility.

Health-Care professionals in Paris Region						
	Practitioners*	General practitioners*	Specialists*	Dental Surgeons	State-certified nurses**	Pharmacists
Total	72,788	22,554	50,234	9,953	123,940	13,402
% of France	21.5	17.9	23.6	22	16.2	18.3

Research, studies, evaluation and statistics Direction 2023, data 2022 * and 2021* *

The World's Favorite Tourist Destination

- **44.1 million** tourists including **19.4 million** international visitors (44%)
- **172 million** overnight stays, including **89 million** for international tourists (52%)
- **€19.6 Bn** in economic benefits, including **€12 Bn** from international tourists (61%)
- **40,051** businesses and **345,306 jobs** in accommodation and catering (private sector)

Repères de l'activité touristique 2023 and Paris Region destination 2023, data 2022, Choose Paris Region (Visit), Urssaf 2023, data 2022

The largest offer in Europe of incomparable quality

- **2,419** hotels
- **76,033 rooms** in 2* and 3* hotels
- **65,536 rooms** in 4* and 5* hotels
- **159,993 rooms + 6,364 beds** for young visitors
- **66,6 million** overnight stays in hotels ⁽¹⁾
- **12** Palace hotels in Paris

Paris Region destination 2023, data 2022, Choose Paris Region (Visit) Repères de l'activité touristique, Choose Paris Region (Visit), 2023, data 2022 (1)

An Unrivalled Cultural Offering

- **320** cinemas
- **294** theaters
- **997** public libraries
- **5** opera houses
- **58** foreign cultural institutes and centers (FICEP 2024)
- **54 million** visitors in the top 15 cultural sites in Paris Region in 2022
- **3** of the Top 20 most visited exhibitions in Europe
- **7.3 million** visitors attending the **20 largest** exhibitions in Paris Region in 2022
- **104** parks, gardens and protected sites

Repères de l'activité touristique, Choose Paris Region (Visit) 2023, data 2022 Ministry of Culture_ Open data 2023, data 2023

4,076
historic monuments

Ministry of Culture 2023, data 2023

5 UNESCO World Heritage Sites (2023)

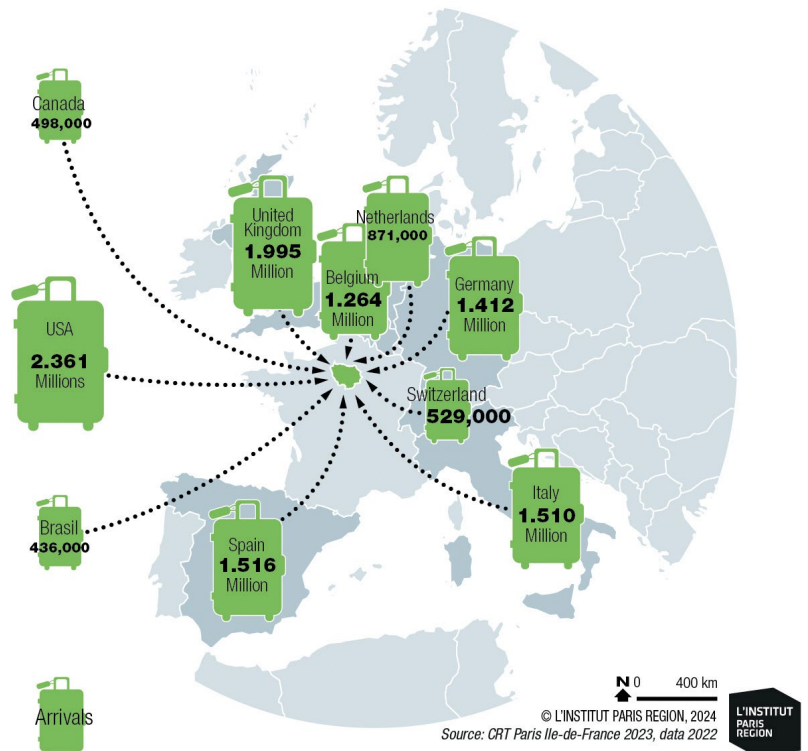
- Palace and Park of Versailles
- Paris, Banks of the Seine
- Palace and Park of Fontainebleau
- The Medieval Town of Provins
- The Villa Savoye by the visionary architect Le Corbusier

Inspiring

- Paris Region is a popular setting for the shooting of French and international films, series, and commercials
- The Region concentrates more than **10,745** shooting days, i.e. **70%** of the film shootings in France
- More than **40** shootings per day in the Region

CNC, Film Paris Region, data 2023

Origins of Paris Region's Main International Tourists (2022)



International customers accounted for **19.4 million** of tourist stays in 2022. (**12.2%** from USA, **10.3%** from UK, **7.8%** from Spain, **7.8%** from Italy, **7.3%** from Germany...)
European tourists account for **60%** of international stays in Paris Region.

Repères de l'activité touristique, Choose Paris Region (Visit) 2023, data 2022

4 of the Top 20 of EMEA*'s Most Visited Museums

- #1 The Louvre, world's most visited museum
- #10 Musée d'Orsay
- #11 Centre Pompidou
- #16 Cité des Sciences et de l'industrie

* European Middle East Africa TEA / AECOM 2023

175 Museums

Ministry of Culture_ Open data 2023, data 2023

Iconic Tourist Attractions

Most Visited Tourist Sites in Paris Region (number of visitors – 2022)	
Disney Park at Disneyland Paris, Marne-la-Vallée	9,900,000
Louvre Museum	7,700,000
Château de Versailles	6,900,000
Eiffel Tower	5,900,000
Walt Disney Studios Park at Disneyland Paris, Marne-la-Vallée	5,300,000
Orsay Museum	3,300,000
Pompidou Center	3,000,000
National Natural History Museum	2,320,000
Cité des Sciences et de l'Industrie	1,993,000
Arc de triomphe	1,755,000
Sainte-Chapelle	1,202,000
Cité Médiévale de Provins	1,200,000
Petit Palais - Musée des Beaux-Arts de la Ville de Paris	1,083,000
Musée de l'Armée	1,071,072
Musée du quai Branly - Jacques Chirac	1,005,000
Atelier des Lumières	1,000,000
ZooSafari Thoiry	640,000

Repères de l'activité touristique, Choose Paris Region (Visit) 2023, data 2022

The World Capital for Shopping

(2023)

Paris is the international capital of fashion and creation. Between luxury houses, department stores, designers' trends, concept stores and outlets, Paris Region is a popular shopping destination for French and foreign tourists.

- **216** shopping centers, **≥ 5,000 m²** including Westfield Les Quatre Temps, Westfield Forum des Halles, the Carrousel du Louvre, Beaugrenelle, Bercy Village, La Vallée Village...
- **17** major department stores: Galeries Lafayette, Printemps, Le Bon Marché, BHV Marais...
- **10** factory outlets

Institut Paris Region – Nielsen
TradeDimensions – Panoweb 2024

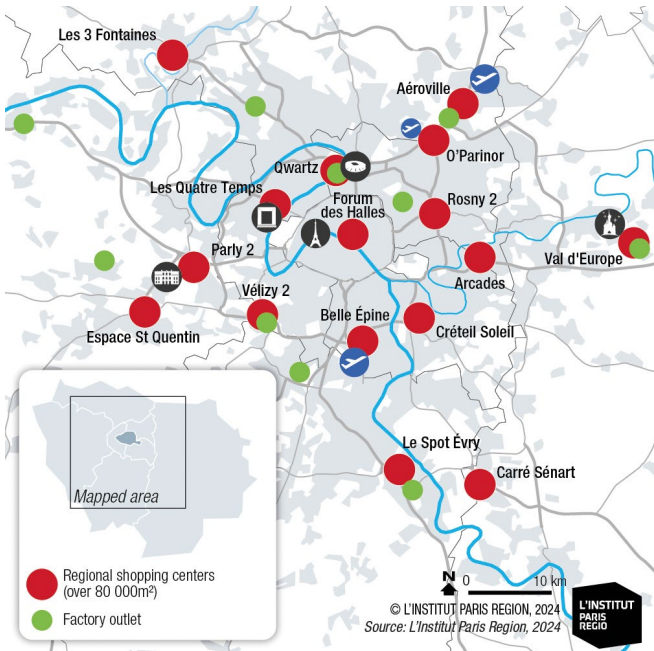
European High Streets Ranking June 2022/May 2023	
Average footfall in front of a shop	
Madrid - Gran Via	1,923,000
London - Oxford Street	1,014,000
Paris - Champs-Élysées	1,009,000
Milan - Vittorio Emanuele II	906,000
Antwerp - Meir	834,000
Amsterdam - Kalverstraat	726,000
Berlin - Kurfürstendamm	688,000

Cushman & Wakefield/Mytraffic - 2023

On average, **1 million** people pass in front of a typical Champs-Élysées store each month.

Cushman & Wakefield/Mytraffic - 2023 June 2022- May 2023

Paris Region Major Shopping Centers



Le Spot Evry © Christine Tarquis

A Distinctive Culinary Haven

(2023)

Paris Region is home to the Rungis National Interest Market (MIN), the world's largest fresh produce market for professionals. It offers a wide variety of food, horticultural and decorative products, as well as equipment for retailers and restaurant owners. France's leading food-consumption region, the capital region has a population of **12.3** million and welcomes more than **44** million tourists every year.

Rungis International Market, the world's biggest fresh products market

- **€10.3 Bn** euros turnover
- **18 million** consumers
- **1,230** companies
- **6,400,850** visitors
- **4,300** new buyers
- **3 million** tons of goods pass through every year, including **1.8** million tons of food products

234 ha of floor space
The world's largest fresh produce market

Rungis, 2023 data 2022

Many culinary products are produced in and named after different towns of Paris Region, for example:

- Asparagus from Argenteuil
- Baguette, Ham, Mushrooms, Strawberries ... from Paris
- Beans from Arpajon,
- Beer from Brie, Gâtinais, Vexin
- Brie cheese from Meaux, Melun, Montereau, Nangis, Provins
- Cabbages from Pontoise
- Cherries from Montmorency
- Honey and Saffron from Gâtinais,
- Potatoes Belle de Fontenay
- Roses from Provins
- Peaches from Montreuil
- Peppermint from Milly-la-Forêt
- Poppies from Nemours
- Watercress from Méréville...

Specialities Produced in Paris Region

Over 3,555 regional products bear the signature of the "Produit en Île-de-France" (produced in Paris Region) brand.

Paris region is made up of a diversity of valleys, plains and plateaus. Nearly half of the soils are silty and highly fertile for agriculture. Paris region is largely specialized in field crops, with cereals and oilseeds accounting for almost **80%** of the region's usable agricultural area.

Farmland covers almost **50%** of the region. Paris Region is:

- the leading French Region for the production of watercress and parsley,
- **3rd** for fibre flax,
- **4th** for sugar beet, hemp and starch potato hemp and potato starch

Nearly **15%** of farms are organic, with **648** producers, including **39%** in field crops and **27%** in vegetable production. **40,000** ha of organic and in-conversion land in the region, i.e. **7%** of regional usable agricultural area.

Île-de-France Terre de Saveurs, Chambre d'Agriculture d'Île-de-France, 2023

An Effervescent Gastronomy Scene

Paris Region is home to an effervescent gastronomy scene with **35,715** restaurants, exceptional chefs, hotspots, international specialties, Parisian cafes, organic cafes, street food trucks, markets... there is something to suit all !

35,715
Restaurants

URSAFF, 2023, data 2022

135
Michelin-starred
restaurants, incl.

9***

15**

111*

Guide Michelin 2023

Sports and Leisure Activities

- **19,250** sports clubs
- **2,4 million** sports club members
- **5,288** tennis courts
- **689** swimming pools
- **421** equestrian centers
- **1,366** riding arenas
- **302** golf courses
- Soccer: **291,730** licenses
- Tennis: **238,150** licenses
- Golf: **100,370** licenses
- Riding: **96,400** licenses
- Judo: **90,490** licenses

Injep-MEDES / Recensement des licences sportives et des équipements sportifs data 2022

A wide variety of nature sports facilities in Paris Region

- **12** leisure resorts
- **7,510 km** of hiking trails
- **2,120 km** of mixed roads or greenways for bicycling
- **13** swimmable lakes
- **1,140 km** of authorized shipping lanes
- **99,960 ha** of woods and forests open to the public
- **1,024** sites for the practice of nature sports: horseback riding, golf, climbing, tree climbing, etc.

IRDS 12/23, data 2021, BEV 2020

Some Popular Sporting Events

Every year, Paris Region hosts some **35** events in some **20** sports.

- Paris Open, Roland-Garros (Tennis): **633,000** spectators
- Schneider Electric Paris Marathon: **35,000** participants
- Qatar Prix de l'Arc de triomphe (Horse race): **35,000** spectators
- Rolex Paris Masters (Tennis): **170,000** spectators
- Paris Grand Slam (Judo): **24,000** spectators

CRT Paris-Ile-de-France, Roland Garros, Qatar Prix de l'Arc de Triomphe, Rolex Paris Masters, 2023

Top Events to Come in 2024

- Yonex French Open, 05-10/03/2024
- Paris Open, Roland-Garros, 20/05-09/06/2024
- World Para-Athletics (WPA) 13-15/06/2024
- Rolex Paris Masters, Tennis 26/10/24 au 03/11/24
- ...

Main facilities of international and national level

- Stade de France: **81,000** seats
- Parc des Princes: **48,000** seats
- Paris La Défense Arena: **30,000** seats
- National Golf: **30,000** seats
- Accor Arena: **21,000** seats
- Stade Jean Bouin: **20,000** seats
- Stade Charlety: **20,000** seats
- Stade Roland Garros: **30,000** seats on the 3 main tennis courts
- Stade Nautique Olympique d'Ile-de-France: **10,000** seats

IRDS, 2023, as at 12/2023

Paris 2024 Olympic and Paralympic Games

Paris Region will host the majority of sporting events for the 2024 Olympic and Paralympic Games.

With **15** competition venues for the Olympic Games and **11** venues for the Paralympic Games, the French capital will host beach volleyball at the foot of the Eiffel Tower, fencing and taekwondo under the glass roof of the Grand Palais, archery on the esplanade of the Invalides, not forgetting the more traditional sports at the legendary Roland Garros and Parc des Princes stadiums.

Four other counties in Paris region - Yvelines, Hauts-de-Seine, Seine-Saint-Denis and Seine-et-Marne - will also be hosting events, including horse-riding in the gardens of the Château de Versailles, field hockey at the Yves-du-Manoir stadium, canoeing and rowing at Vaires-sur-Marne, rock-climbing at Le Bourget and the all-important athletics events at the Stade de France in Saint-Denis.

The Olympic aquatic center will host diving, water polo and artistic swimming competitions in Seine-Saint-Denis.

Competition sites in Paris Region

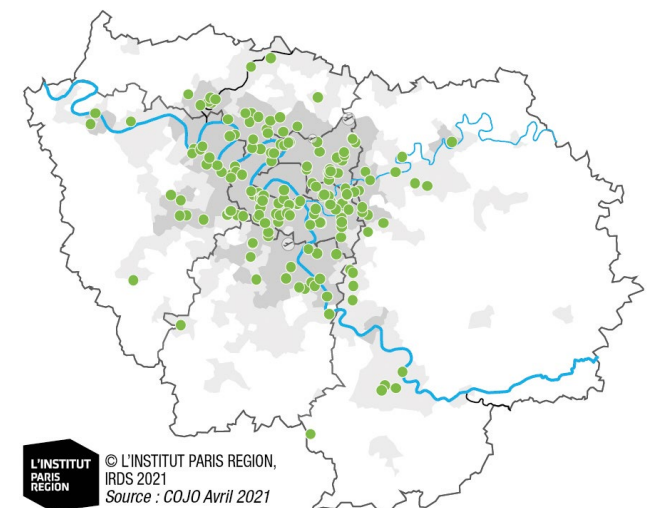
- **Paris:** Paris Arena Porte de la Chapelle, Arena de Bercy, La Concorde, Stade Roland-Garros, Pont d'Iéna, Invalides, Pont Alexandre III, Grand Palais, Arena Champ de Mars, Stade Tour Eiffel, Stade du Parc des Princes, Arena Paris Sud 1, Arena Paris Sud 4, Arena Paris Sud 6, Hôtel de Ville.
- **Seine-et-Marne:** Seine-et-Marne Stade nautique de Vaires-sur-Marne.
- **Yvelines:** Yvelines Stade BMX de Saint-Quentin-en-Yvelines, Vélodrome national de Saint-Quentin-en-Yvelines, Le Golf National, Château de Versailles, Colline d'Elancourt.
- **Hauts-de-Seine:** Hauts-de-Seine La Défense Arena de Nanterre, Stade Olympique Yves-du-Manoir à Colombes.
- **Seine-Saint-Denis:** Seine-Saint-Denis Stade de France à Saint-Denis, Arena Paris Nord à Villepinte, Site d'escalade du Bourget, Centre Aquatique Olympique de Saint-Denis.

Préfecture de la région Ile-de-France, 01/2024



Breakdance during Olympic Days © Paris2024

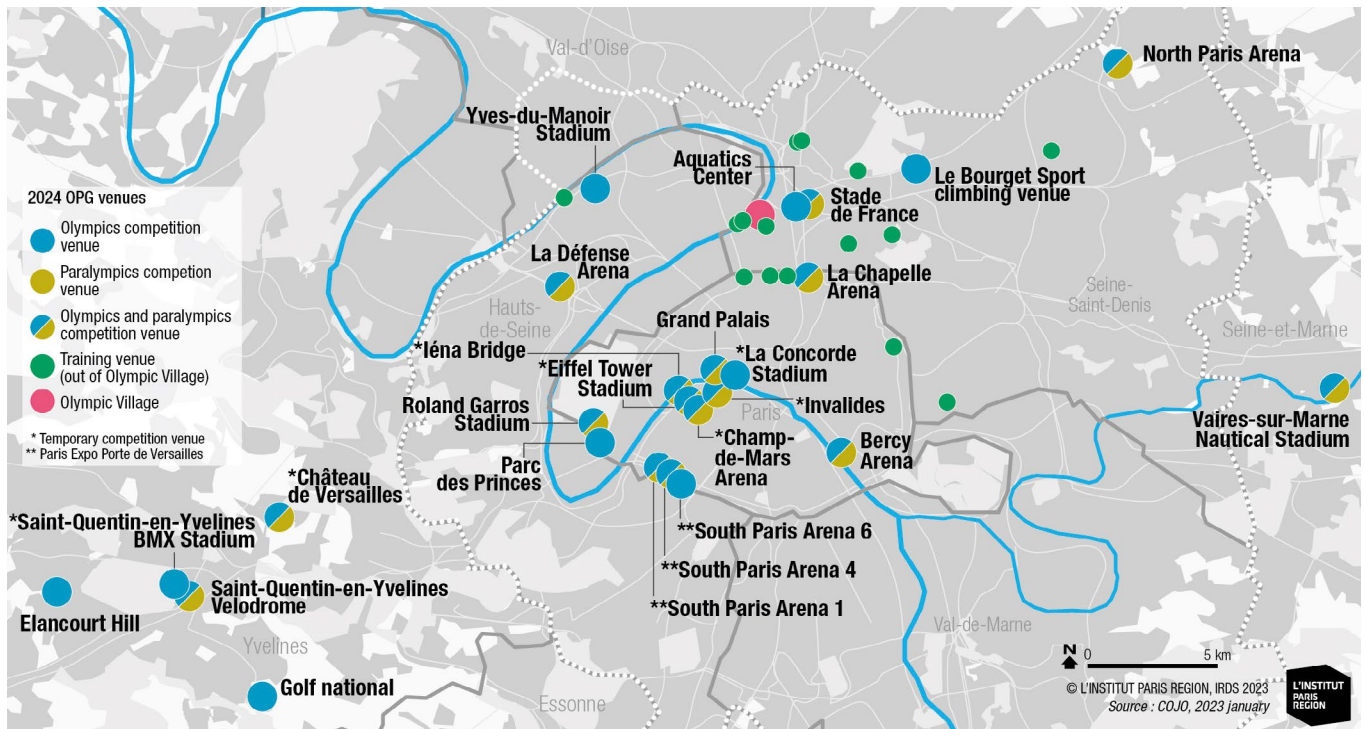
Preparation centers for the Paris 2024 Olympic and Paralympic Games



In Paris Region, **124** facilities, including **119** local authorities, have been awarded the "Terre de Jeux 2024" label to become preparation centers for the Games, on the basis of the following criteria: transport accessibility, nearby accommodation options, local dynamism of the bid, general quality of infrastructures. This gives them the opportunity to welcome delegations from all over the world for preparatory training before the Games, or as a rear base during the Games, providing athletes with optimal conditions for training, acclimatization and even jet lag recovery.

Préfecture de la région Ile-de-France, 01/2024

2024 Olympic Sites in Paris Region



Paris 2024 Olympic and Paralympic Games

Olympic Games
July 26th - August 11th, 2024

Paralympic Games
August 28th - Sept. 8th, 2024

29 days of competition, 28 sports represented and over 200 nations participating.

The Paris 2024 Olympic and Paralympic Games will be the biggest event ever organised in France. The spectacle taking place during those weeks will go down in history and Paris will be the center of the world – the world of sport and so much more. The Games are a popular, multicultural festival, a celebration to share with the rest of the world.

Paris 2024 Olympic Games in Figures

- 10,500 athletes
- 41 competition venues
- 329 events
- 206 nations
- 28 sports (+ 4 additional sports)
- 9.7 million spectators
- 31,500 volunteers
- 4 billion viewers
- 350,000 hours of TV broadcast

Paris 2024 Paralympic Games in Figures

- 4,400 Paralympic athletes
- 20 competition venues
- 549 events
- 184 nations
- 23 sports
- 3.4 million spectators

Venues

- 95% existing or temporary venues
- 14 exceptional sites, with 24 Olympic sports (out of 32) located within 10 km of the Village.
- 2 new venues to be built: the Olympic and Paralympic Village, and the Aquatics Center
- 90,000 hotel rooms within 10 km of the city center

Travel

- 85% of athletes accommodated within 30 minutes of their competition venue
- 30% of athletes accommodated within 5 minutes of their competition venue (Stade de France and Aquatics Center)
- 100% of training venues (excluding competition venues) within 20 minutes of the Village
- 100% of venues accessible by eco-friendly public transport
- 400 meters maximum distance to a metro station from any location in Paris

Paris2024 media

The Olympic and Paralympic Village will welcome the athletes during the Paris 2024 Games. The Village will span parts of three cities: Saint-Denis, Saint-Ouen-sur-Seine, and L'Île-Saint-Denis.



Vélodrome national de Saint-Quentin-en-Yvelines - Track cycling - OLY - © Paris 2024

Sustainable

- 55% smaller carbon footprint than London 2012
- 100% of venues accessible by eco-friendly public transport



Université Paris Saclay © Paris Saclay - Corinne Hameau

Join Europe's Largest and Multicultural Talent Hub

A Vibrant and Diverse Population

The Paris Region boasts a large, well-educated and globally diverse workforce, making it a sought-after destination for many. Whether attracted by professional opportunities, setting up a business or studying, the region attracts people from all walks of life.

The Hub for European Education

As Europe's largest hub for education, Paris Region is home to 734,260 students, constituting the continent's most extensive student population. This includes top-tier engineers, researchers, and scientists. Beyond access to exceptional academic programs, students in Paris Region benefit from hands-on training that equips them for immediate entry into the job market upon graduation.

A Prime Destination for Acquiring High-Caliber Talent

Paris Region's renowned universities and engineering schools serve as a magnet for companies seeking top-tier talent. The region offers a pool of internationally diverse and highly skilled professionals ready to contribute to business expansion. Additionally, Paris hosts globally esteemed business schools providing a range of programs, including Masters, MBAs, Executive Education courses, and summer schools conducted in English.

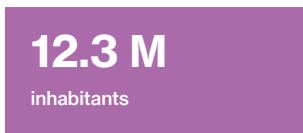
A Young, Cosmopolitan and Talented Population

As the most populous region in both France and the EU27, the Paris Region stands out on the global stage as a vibrant hub, drawing in a youthful and cosmopolitan population. The region's lively cultural diversity contributes to the dynamic character it exhibits today. Each day, students, entrepreneurs, researchers, and investors gravitate towards the Paris Region, eager to immerse themselves in the energetic atmosphere fostered by its diversity.



© Adobestock

Europe's Most Populous Region



Insee, 12/2023, data 2021

2.75% of the European Union's population

Eurostat 2024, data 2021

- Europe's most populous Region ahead of Lombardy, Greater London, Andalusia, Auvergne-Rhône-Alpes, and Catalonia.
- The population is higher to that of Austria, Belgium, Greece, Hungary, Portugal, and Sweden...

Eurostat 2023, data 2022, NUTS 2



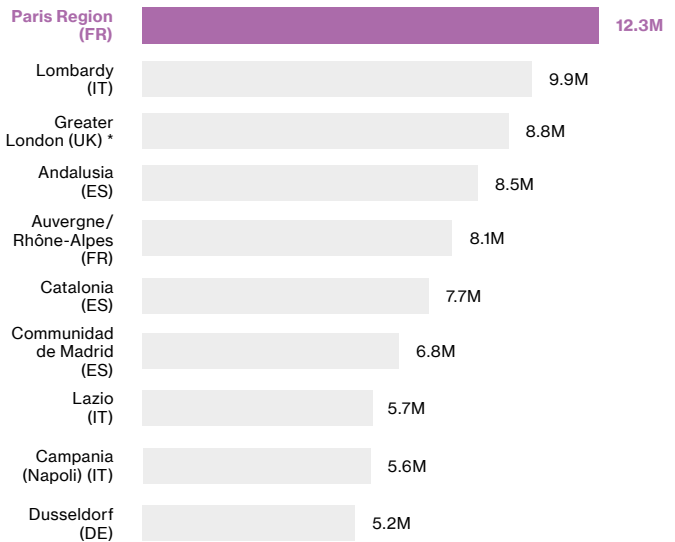
Insee, 12/2023, data 2021

Over 20% of Paris Region residents live in the **5** cities with over **100,000** inhabitants:

- Paris
- Boulogne-Billancourt
- Saint-Denis
- Montreuil
- Argenteuil

Insee 2023, data 2021

Paris Region EU27's and UK's Most Populous Region 2022



Eurostat (NUTS 2), 2023 (data 2022), Greater London (inner and outer London), Office for National Statistics, data 2021

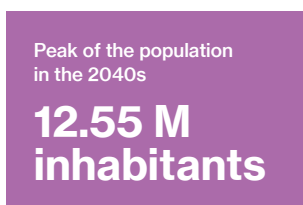
Paris Region by 2070: the youngest Region in Metropolitan France

12.53 million in 2070, if current demographic trends were to continue, an increase of about **300,000 inhabitants**

Insee, 12/2022 (data 2020)

Population change: average annual rate between 2015 and 2021: **0,3%**.

Insee 12/2023



Insee 2023

A Young, Dynamic Population

Paris Region contributes the most to the population growth in metropolitan France and is the French Region where people live the longest.

47% of Paris Region's population is under 30, and 60% under 45

Age	Paris Region		France	
	Total	Age group / Total Paris Region in %	Total	Age group / Total France in %
0-14	2,368,307	19.3	11,522,980	17.7
15-29	2,455,236	20	11,394,066	17.5
30-44	2,594,631	21.1	12,143,246	18.6
45-59	2,370,707	19.3	12,916,447	19.8
60-74	1,632,407	13.3	11,054,391	16.9
Over 75	850,506	6.9	6,238,023	9.6
Total	12,271,794	100%	67,813,396	100%

Insee 2023, data 2020

Nativity and Mortality

- 162,951 births
- 82,407 deaths
- 13.1‰ birth rate (France: 10.6‰)

Insee 2023, data 2022

Life Expectancy

- Women's life expectancy • 86 years (France: 85.3)
- Men's life expectancy • 80.8 years (France: 79.4)

Insee 2023, data 2022

Fertility Rate by Region

With 1.86 children per woman, Paris Region is in the top 15 most fertile European Regions

- Brussels: 1.57
- Greater London*: 1.52
- Upper Bavaria: 1.51
- Amsterdam: 1.50
- Berlin**: 1.38
- Lombardy: 1.27
- Catalonia: 1.22

Eurostat 2023, data 2021, **data 2020 *London datastore 2022, data 2021,

Top 5 EU27 + UK Regions counting young people between 25 and 29 years

Paris Region (FR)	841,783
Greater London (UK)*	754,918
Lombardy (IT)	508,599
Andalusia (ES)	466,724
Catalonia (ES)	449,588

Eurostat, 2024, data 2023, * Office for National Statistics, 2021, data 2020

A Cosmopolitan Population

Paris Region is a place where people from all over the world live, study, work, and visit.

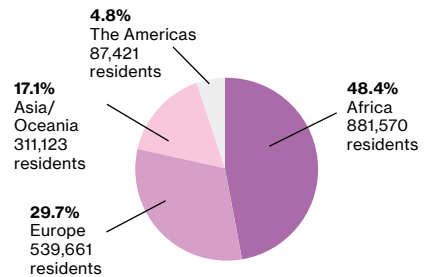


Insee 2023, data 2020



Insee 2023, data 2020

Distribution of the International Population in Paris Region



Africa	881,570	Europe	539,661	Asia and Oceania	311,126	The Americas	87,421
Algeria	218,484	Portugal	222,923	China	70,554	Haiti	26,111
Morocco	155,623	Romania	56,248	Turkey	56,576	USA	13,903
Tunisia	88,680	Italy	54,133	Sri Lanka	42,747	Brazil	13,545
Mali	69,882	Spain	39,807	India	18,444	Colombia	9,801
Other nationalities from Africa	349,901	Poland	25,032	Pakistan	17,061	Canada	4,442
		United Kingdom	16,871	Other nationalities from Asia	103,865		
		Other nationalities from Europe	124,647	Oceania	1,879	Other nationalities from the Americas	19,619

Insee 2023, data 2020

A Concentration of Highly Qualified Students

Paris Region offers a world-class education system with an ever-growing number of programs to meet the needs of international students and their families.

The region's universities, engineering schools, business schools and specialized schools are among the most prestigious in the world, offering an internationally renowned education and enabling each student to benefit from the most appropriate course of study.



© Helena Lopes-unsplash

The French Education System

The education system is operated by the French Public Education Authority.

Schooling is compulsory from 6 to 16 years old.

Public pre-school is available for children starting from 2 years old.

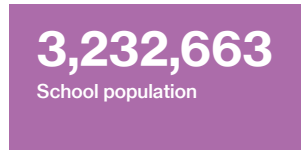
Primary and Secondary Education (public and private)

4,181 nurseries
DREES/OSOL/BCL 2023, data 2021

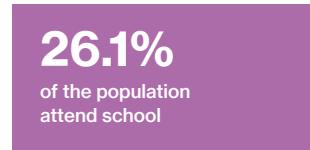
6,655 pre-schools and primary schools
1,161,514 pupils
94.7% in public schools

1,819 secondary and high-schools
889,973 students
75.7% in public secondary and high-schools

Ministry of Education, Higher Education and Research, RERS 2023, data 2022

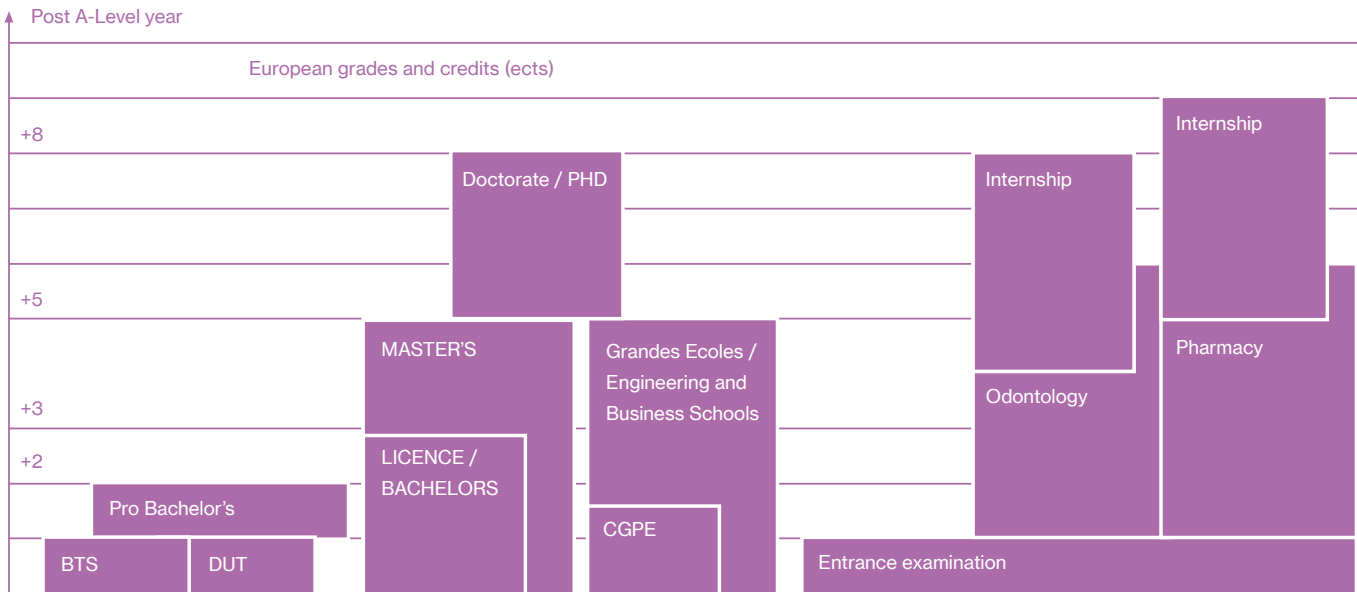


Ministry of Education, Higher Education and Research, RERS 2023, data 2022



Ministry of Education, Higher Education and Research, RERS 2023, data 2022

Higher Education



A-Levels

MESR (French Ministry of Higher Education and Research) - BTS: Technical programs - DUT: University Diploma of Technology - Grandes Ecoles: Engineering & Business schools - CPGE: class which prepares students to enter the Grandes Ecoles

Highly Educated Students

793,820
students

28% of France's student population

382,387 students in Paris Region's public universities

MESRI - SIES / Système d'information SISE 2023, data 2022-23

99 doctoral schools
Campus France 2023

26,846 PhD students
38% of PhD students in France, incl. 7,112 international PhD students
32% of international PhD students in France

Ministry of Education, Open data 2023, data 2022-2023 / MESRI - DGESIP-DGRI - SIES / Système d'information SISE 2023, data 2021-2022

44.3%
of the adult population holds at least a bachelor's degree

Insee 2023, data 2020

16 Universities
78 "Grandes Ecoles" (elite schools) incl. 38 engineering schools.

Dozens of business schools
Conférence des Grandes Ecoles, 2024 Data 2023

93,000
students in business schools

MESRI - SIES / Système d'information SISE 2023, data 2022-23

48,700
students in engineering schools

Main Fields of Study in Paris Region's Public Universities

(in 2022-23)

Breakdown of the Students in Paris Region's Public Universities in 2022-2023		
Fields of study	Total students	% on total
Law, Political Science, Economics and Administration	130,438	30
Languages, Arts, Humanities and Social Sciences	137,538	31
Sciences	106,254	24
Sports	7,858	2
Health	59,918	14
Total	442,007	100

High Education and Research, Open data / MESRI - DGESIP/DGRI - SIES - SISE 2022, data 2022-2023

Main Branches of Higher Education in Paris Region

(in 2022-23)

LMD Licence, Masters and Doctorates (Bachelor's, Master's, and PhD): **286,134**

Engineering schools: **48,699**

University programs in technology: **17,607**

Other university diplomas, including health: **118,854**

Advanced technician programs: **81,036**

Preparatory classes for the Grandes Ecoles: **31,643**

Business schools, management and accounting: **93,148**

Other schools, incl. Paramedical and social schools: **116,699**



Cité Internationale universitaire de Paris © Adobestock

The Cité internationale universitaire de Paris is a unique campus in the world. Every year it welcomes **12,000** students, researchers and artists of **150** different nationalities into its **43** houses. It doesn't offer education but an original model of collective life.

Around **1,000** cultural events are organized each year in the houses.

The **43** campus houses, each unique, are designed to offer the opportunity to experience life together in an international environment. Every effort is made to foster academic success and encourage the creation of collaborative projects.

The Cité internationale is undergoing a historic phase of development.

10 new houses will be built on the campus from 2025, adding **1,800** places to the existing **6,000**.

Cité Internationale universitaire de Paris 2023

Higher education in France is generally divided into Universities and grandes écoles.

Universities are public and free, offering bachelor's, master's and doctorate degrees. Grandes écoles can be public or private. What sets them apart is that students cannot simply apply to study there after high school. They must first prepare for a highly competitive two-or three-year entrance exam. Successful students then study at a grande école for at least three years. The grandes écoles also accept students directly at postgraduate level, where they teach business, finance and engineering in English.

In addition to universities and grandes écoles, Paris region is home to other types of higher education organizations, such as specialized research institutes, American-style business schools, engineering, management, architecture and art schools, as well as hundreds of post-baccalaureate courses in French and English.

Outstanding Education with a Global Perspective

The excellence in higher education and research in France is widely acknowledged around the world. Numerous prestigious universities and higher education institutions in Paris Region stand out in the most reputable international rankings, such as the Financial Times ranking, the Shanghai ranking (ARWU)... Young people benefit from prestigious universities and exceptional graduate and specialized schools. Within its best-ranked business schools, MBAs and universities, companies will find a pool of highly skilled talents ready to grow their business.

Prestigious Universities

4 of Paris Region's Universities are in the Top 100 best universities in the world (ARWU 2023)

- Paris Saclay University #15
- Paris Sciences et Lettres – PSL University #41
- Sorbonne University #46
- Paris University #69

Academic Ranking of World Universities, (Shanghai Ranking Consultancy), 2023

2 of the world's 10 best universities in Physics

- Paris Saclay University #3 (+6)
- Paris Sciences et Lettres – PSL University #10
- Sorbonne University #17

Global Ranking of Academic Subjects (GRAS) (Shanghai Ranking Consultancy), 2023

3 of the world's 10 best Universities in Mathematics

- Paris Saclay University #2
- Sorbonne University #4
- Paris Cité University #7
- PSL University #20

Global Ranking of Academic Subjects (GRAS) (Shanghai Ranking Consultancy), 2023

3 of the world's 20 best universities in Atmospheric Science

- Paris Cité University #14
- Paris Saclay University #15
- Sorbonne University #16

Global Ranking of Academic Subjects (GRAS) (Shanghai Ranking Consultancy), 2023

MBAs and Business Schools

Financial Times Rankings (2023)

Global MBA program

- INSEAD #2
- HEC Paris #17

3 of the Top 7 Executive MBA programs (EMBA)

- ESCP Business School #3
- Trium: HEC/LSE/NYU:Stern #4
- HEC Paris #7
- Essec Business School / Mannheim Business School #15

4 of the Top 10 European Business Schools

- HEC Paris #1
- ESCP Business School #4
- Edhec Business School #7
- Essec Business School #9
- INSEAD #18

3 of the Top 5 Masters in Management

- HEC Paris #1
- ESCP Business School #4
- Essec Business School #5
- Edhec Business School #11



HEC © Ciprian Olteanu / WAVERLINE.COM

Specialized Schools

GOBELINS, the school of the image

Best international animation school in the world out of 178 international animation schools and universities
International Animation School Ranking 2023

ESMOD International, Paris

#7 best fashion school in the world (+ 10 ranks)

PCA - Paris College of Art #10

CEOWORLD magazine, Fashion school ranking, Business of Fashion, 2023

ESMOD International & Institut Français de la Mode

The 2 Best French Fashion Design Schools in the World 2022 ranking

The Business of Fashion 2022

A Region Attracting International Students

135,475

international students in Paris Region

17% of students in Paris Region

Of these, **82,318** are in Paris Region's universities and similar institutions, which is **20.3%** of the Region's public university students.

30.5% of all international students in French higher universities and similar institutions.

MESRI - DGESIP-DGRI - SIES 2023, data 2021-2022

59,638 international students are enrolled in Bachelor's, Master's or Doctoral programs.

7,112 international PhD students, i.e. **26.5%** of PhD students in Paris Region.

MESRI - DGESIP-DGRI - SIES 2023, data 2021-2022

The cost of studying in France is among the lowest in the world, as for both French and foreign students, the government subsidizes tuition fees in higher public institutions.

International Students in Paris Region's Universities and similar institutions in 2021-2022

	Paris Region	France	% Paris Region / France
Africa	38,365	135,932	28.2
Americas	7,388	21,788	33.9
Asia	15,389	47,549	32.4
Europe	21,168	64,346	32.9
Others	8	43	18.6
All	82,318	269,658	30.5

MESRI - DGESIP-DGRI - SIES 2023, data 2021-2022

A Variety of Curriculum and Diplomas

An Ever-Increasing Number of International and Bilingual Education Opportunities

Paris Region offers a world-class education system with an extensive selection of international schools open to more than **23,000** foreign and French pupils from preschool to high-school.

Three public programs offer international education from primary school to high school (International Sections, European School, and Franco-German High School); and binational sections are available at the high school level.

Near **120** schools with **216** International Sections (bilingual programs), binational sections, or the specific Franco-German school offering bicultural education and intensive schooling in **17** different foreign languages in public and private schools under contract.

Recent international school openings include:

- the European School in Paris-La Défense (Courbevoie) in 2019,
- an international high-school in Palaiseau in 2021,
- one more is scheduled to open in September 2024 in the city of Vincennes,
- and other upcoming private projects.

50% increase in the number of places in public and private international education under contract since 2015.

Numerous Curriculum and Diplomas

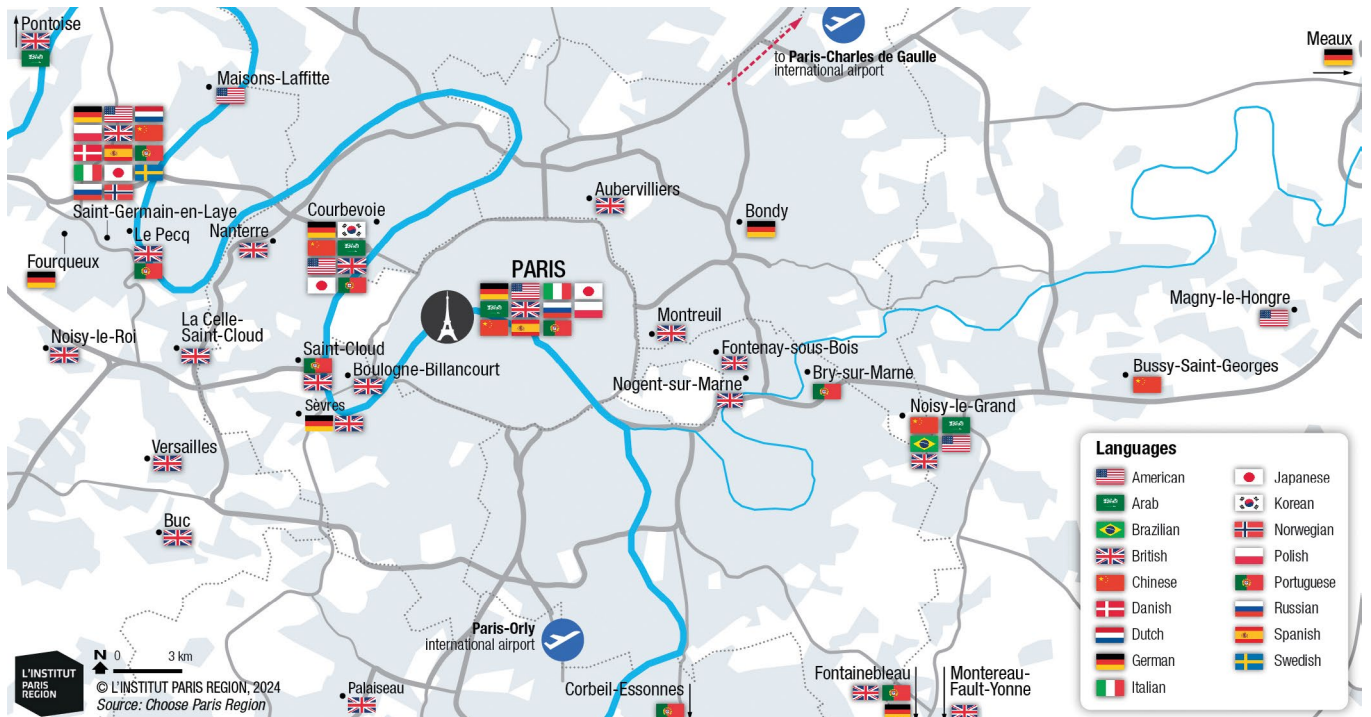
In addition, nearly **40** international private schools (under no contract with the French State and independently / privately funded), including well-known schools taking pupils to various international exams:

- British School of Paris
- American School of Paris
- International School of Paris
- Jeannine Manuel
- EIB Paris
- Marymount
- Deutsche Schule Paris
- Liceo Español Luis Buñuel, etc.

Diplomas in Paris Region	
European Baccalaureate	Courbevoie
International Baccalaureate (IB) diploma	Paris, Maisons-Laffitte, Saint-Cloud
A-Levels	Paris, Croissy-sur-Seine
US High School Diploma	Paris, Saint-Cloud, Verneuil-sur-Seine
ABIBAC - German Abitur Allgemeine Hochschulreife + French Baccalaureate	Paris, Combs-la-Ville, Le Raincy, Dourdan, Courbevoie, Enghien-les-Bains, Rueil-Malmaison
BACHIBAC – Spanish Bachillerato + French Baccalaureate	Paris, Noisy-le-Grand, Maisons-Alfort, Montigny-le-Bretonneux, Sartrouville, Dourdan, Bois-Colombes, Sceaux, Ermont, Pontoise, Palaiseau, Suresnes, Liceo italiano Leonardo da Vinci, Liceo Español Luis Buñuel, etc.
ESABAC – Italian Esame di Stato + French Baccalaureate	Paris, Saint-Denis, Saint-Maur-des-Fossés, Rambouillet, Massy, Bois-Colombes, Sarcelles
BFI - French Baccalaureate with an International Option	Paris, Buc, Courbevoie, Fontainebleau, La Celle-Saint-Cloud, Maisons-Laffitte, Nogent-sur-Marne, Noisy-le-Grand, Pontoise, Saint-Cloud, Saint-Germain-en-Laye, Sèvres, Versailles, Palaiseau
Franco-German Baccalaureate	Buc

French schools with international sections follow the national French curriculum, offering an international section where some courses such as history, geography, and literature are taught in a language other than French.

181 International Sections in 17 Different Languages



	ES	SS	HS		ES	SS	HS		ES	SS	HS
American	4	7	6	Dutch	1	1	1	Polish	1	2	2
Arab	2	5	4	German	6	8	4	Portuguese	3	8	4
Brazilian	0	1	1	Italian	2	4	2	Russian	1	2	1
British	10	26	16	Japanese	3	3	2	Spanish	2	3	2
Chinese	7	7	6	Korean	1	1	0	Swedish	1	1	1
Danish	1	1	1	Norwegian	1	1	1				

ES: Elementary schools - SS: Secondary schools - HS: High-schools - Ministry of Education, 2022/2023

Paris Region's International Education Guide: internationaleducation.parisregion.eu

A World-Class Talent Pool

With a sizable, educated, and globally diverse workforce, Paris Region stands out as an optimal destination for acquiring highly skilled talent. Renowned universities and engineering schools in the region serve as a significant draw for companies seeking recruitment opportunities. Boasting a rich, diversified, and remarkably resilient job market, Paris Region contributes nearly a quarter of all French jobs. The region's talent pool, characterized by its cultural diversity, ensures a global influence.



© Adobestock

A Breeding Ground for Talents

6.7 M
Jobs

INSEE, 2023, data 2021

23.2%
of all jobs in France

INSEE, 2023, data 2021

34%
of all French executives

INSEE, 2023, data 2020

6.2 M salaried jobs
0.5 M non-salaried jobs
Insee 2023, data 2021

Executives' average annual net salary: **€58,021**
Insee 2022, data 2019

Average annual net salary: **€36,592**
Insee 2022, data 2019

6,7% Unemployment rate
Insee 2023, data T2/2023

87.7% jobs in Services
6.6% in Industry
5.6% in Construction
0.1% in Agriculture
Insee 2023, data 2021

Paris Region's Active Population by Profession		
Managerial and highly-skilled occupations	1,790,652	29.6%
Service workers, sales, and administration	1,556,768	25.7%
Skilled and mid-level employees	1,580,425	26.1%
Laborers	815,759	13.5%
Skilled tradesmen and business directors	307,319	5.1%
Farm, fishing and forest operators	5,032	0.1%
Total active population (15-64 years old)	6,157,121	100%

Insee 2023, data 2020 - Total population 15-64 years

Paris Region offers the largest employment pool in Europe, ahead of Comunidad de Madrid, Oberbayern, Lombardia, Catalonia.

Characteristics of the population in Paris Region

Ages 15-29
20%



Insee 2023, data 2020

Women
51.7%



Insee 2023, data 2023

University graduates
44.3%



Insee 2023, data 2020

Executives
29.1%



Insee 2023, data 2020

Foreign population
14.8%



Insee 2023, data 2020

Employment growth in Paris Region

+75,650

jobs per year in Paris Region between 2017 and 2021

The Region gained **372,000** jobs between 2017 and 2021, the period during which the Covid-19 crisis began in early 2020.

INSEE, 2023

A Highly Qualified Workforce in Science and Technology

Paris Region, #1 EU27 Region in

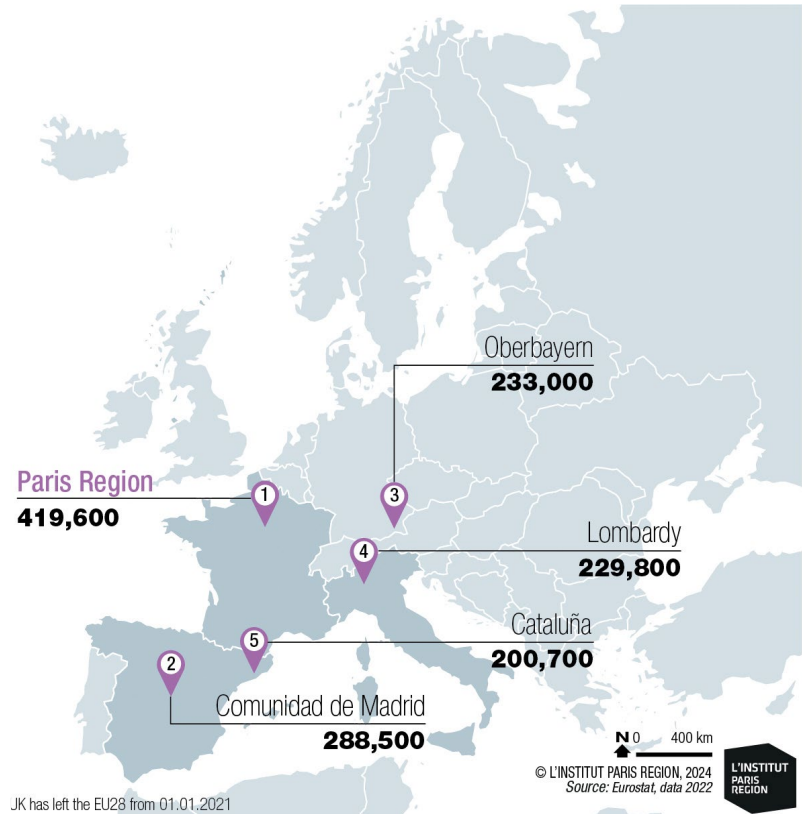
- Scientists and engineers: **774,200**
- People employed in science and technology: **2,884,500**

Eurostat 2023, data 2022

Sites and salaried jobs by aggregate industry and size at the end of 2021		
Business sector	Sites	Jobs
Agriculture, forestry and fishing	1,910	5,322
Industry	18,615	433,503
Construction	51,379	346,091
Trade, transport, various services	365,585	3,796,613
Public administration, education, health, and social action	43,313	1,599,161
Total	480,802	6,180,690

Insee 2023, data 2021; Flores (Fichier Localisé des Rémunérations et de l'Emploi Salarie) en géographie au 01/01/2023

EU27 Top 5 Regions for People Employed in High-technology sectors (high-technology manufacturing and knowledge-intensive high-technology services) by NUTS 2 regions (2022)



UK has left the EU28 from 01.01.2021. Greater London: 366,700 in 2019

464,000

jobs in information and communication

433,500

jobs in industry

340,000

jobs in financial and insurance services

Insee 2023 data 2021

Sector Breakdown of Business Sites and Jobs in Paris Region

Business sector	Sites	Jobs
Scientific and technical activities; administrative and support services	111,085	1,150,907
Trade of automotive vehicles and motorcycles	83,878	768,746
Construction	51,379	346,091
Accommodation and food	43,619	338,300
Public administration, education, health, and social action	43,313	1,599,161
Other service activities	43,036	268,962
Information and communications	30,454	464,085
Financial and insurance activities	20,053	339,738
Transportation and storage	18,154	382,794
Real Estate	15,311	83,081
Manufacturing of other industrial products	8,955	152,974
Manufacturing of food products, beverages, and tobacco products	6,157	61,311
Agriculture, forestry and fishing	1,910	5,322
Extractive industry, energy, water, waste management and decontamination	1,809	86,064
Manufacturing of electrical, electronic and computer products, machinery, and equipment	1,416	63,005
Manufacturing of transportation equipment	269	68,951
Coking and refining	9	1,198
Total	480,802	6,180,690

Insee 2023, Flores en géographie au 01/01/2023, except Defence, and self-employed, A17, End 2021

The Best Place in Europe to Source Researchers, Scientists...

Paris Region is a world-renowned breeding ground for innovation, home to 40% of France's R&D researchers, working in public and private R&D centers and institutions.

Companies can recruit numerous PhD students, researchers, scientists and engineers to develop their activities in the region.

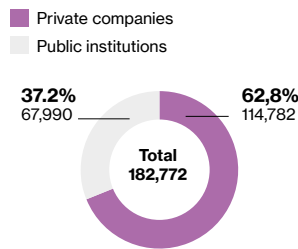


© Alice & Bob

#1 in Europe for its R&D Workforce (2020)

The largest R&D talent pool in Europe

Paris Region R&D workforce
182,772
including
135,196
researchers



5.6% of EU and 37.9% of French R&D employees 41.2% of the researchers in France

Ministry of Education, Higher Education and Research, 2023, data 2020

R&D talents such as professors, researchers, engineers, technicians, and support staff work in universities, Grandes Ecoles, public institutes, and companies.

World-renowned technological and scientific expertise

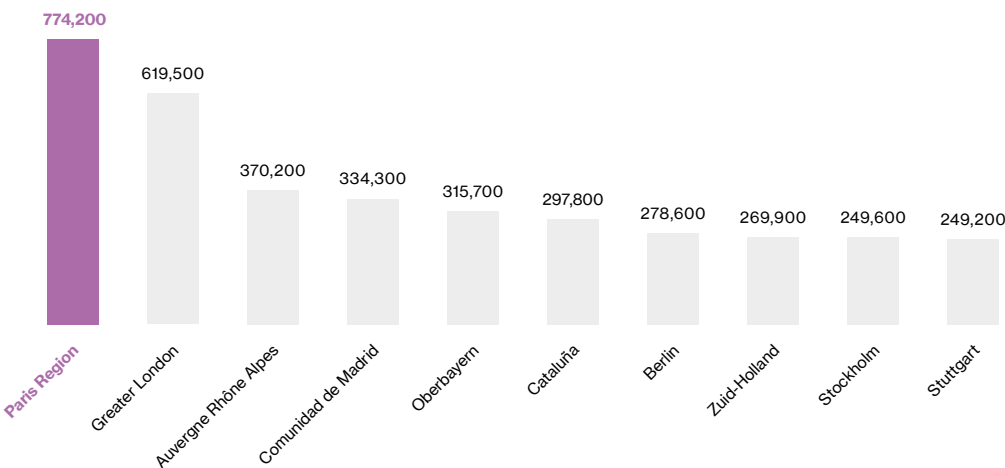
The Region's R&D reputation is international, with researchers winning numerous awards and distinctions.

Paris Region is home to some of the world's most prestigious mathematicians in the world, including numerous Abel Prize and Fields Medal winners.

34
Nobel Prizes

The two most prestigious awards in mathematics
4
Abel Prizes
11
Fields Medals

Paris Region, the best place in Europe to source Scientists and Engineers



Eurostat, Scientists and engineers, Eurostat 12/2023, data 2022, NUTS 2 (Greater London = Inner + Outer London, data 2019)

A Concentration of National Scientific Power

26,846 PhD students, i.e. 38% of PhD Students in France, including 7,112 international PhD students, 32% of international PhD students in France

Ministry of Education_Open data 2023, data 2022-2023 / MESRI - DGESIP-DGRI - SIES / Système d'information SISE 2023, data 2021-2022

5,671 international researchers 36,6% of international researchers in France
FNAK, data 2022

The highest number in EU of:
• Scientists and engineers,
• Persons employed in Technology and Knowledge-intensive sectors, in science and technology

Eurostat, 2023, data 2022



© Saclay-Helico-Polytechnique

Expand Your Business in Europe's Premier Hub for Business and Innovation

A Business Powerhouse

Situated at the crossroads of Europe, companies in Paris Region can access a market of over 500 million customers across European cities. Boasting a high concentration of corporate French and international headquarters, startups, and medium-sized businesses, Paris Region is a vibrant business hub.

A Fantastic Place to Grow and Thrive

Fueled by an entrepreneurial spirit, innovation, and outstanding performance, Paris Region offers an ideal environment for companies to grow and thrive across diverse market sectors in both services and industry. Numerous opportunities abound in multidisciplinary technological hubs and networks.

A Hub for Global Commerce

Positioned at the nexus of European and global trade, Paris Region is a premier economic hub at the heart of international trade. In 2022, the region hosted approximately over 700 business events, underscoring its exceptional standing in the international business community.

A Renowned Scientific Region

Paris Region excels in research and development (R&D), showcasing its potential and the innovative capacity of its ecosystem with top-ranked high-tech clusters and research centers.

A Forward-Looking Region

As the host of the 2024 Olympic and Paralympic Games, Paris Region is on the forefront of major infrastructure and construction projects. This presents exceptional opportunities for companies and investors to showcase and test their solutions.

Your Business Hub in Europe

Paris Region is Europe's leading economic hub, thanks to its high concentration of talent, capital and business opportunities, but it's also a major R&D player in Europe and worldwide.

International entrepreneurs and investors cite the region's world-class innovation, thriving startup hub and highly qualified talent as the main reasons for their decision to locate in Paris Region.



© Paris La Defense-Philippe Guignard

A Dynamic and Fast-Growing Region

Paris Region is by far the largest economy generating **31%** of France's national wealth and **5.3%** of the EU's GDP, equivalent to that of the Netherlands, and higher than that of Poland, Belgium, Sweden, or Austria.

Europe's highest concentration of Fortune 500 corporations

The economic dynamism of Paris Region benefits from its position at the heart of the global economy.

The region is home to a truly diversified economy, with industrial leaders, innovative start-ups, SMEs, ETIs and large groups among the world leaders in their sectors.

GDP
€765 Bn

GDP per job
€113,245
INSEE 2023, data 2021

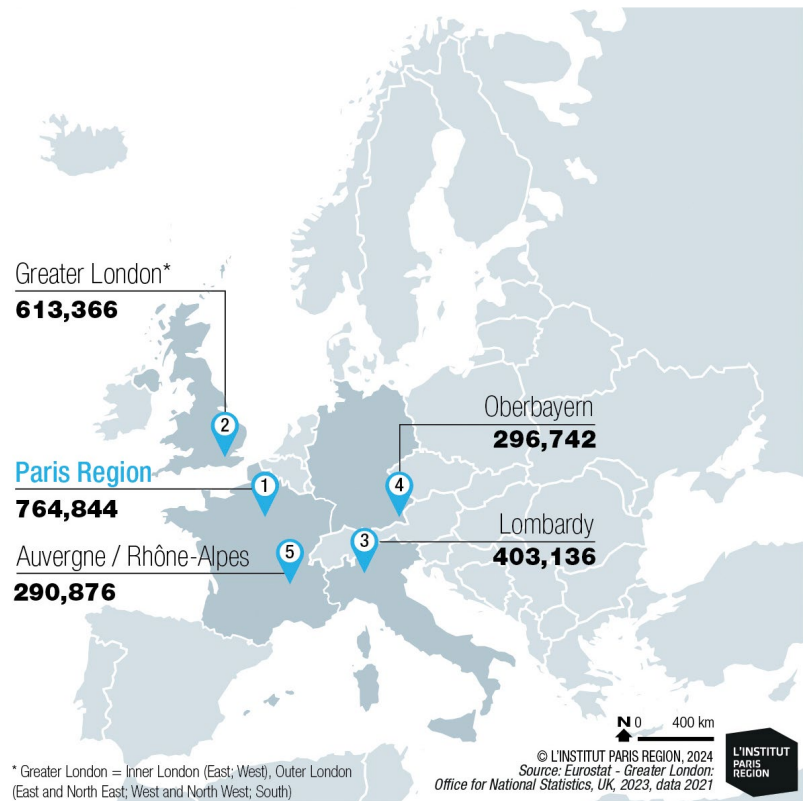
31%
of France's GDP

GDP per capita
€62,105
INSEE 2023, data 2021

5.3%
of EU27 GDP

Eurostat 2023, data 2020

Top 5 European Regions for GDP (million euros in 2021)



A Massive Consumer Marketplace

Access to **500+** million European consumers
12.3 million inhabitants,
44.1 million tourists

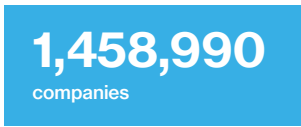
Eurostat, Insee, CRT Paris Île-de-France, 2023, data 2022

Paris Region is part of :

- The European Union
- The Schengen area
- The Eurozone

A Business Powerhouse

The primary strength of Paris Region's economy lies in its concentration of jobs, corporate headquarters, small and medium-sized businesses, and startups.



INSEE 2023, data 2021, Commercial activities, excluding agriculture

All of France's very large companies (> 1,500 employees each) as well as many foreign companies are based in the Region.

1,588,675 sites
288,872 new businesses created in 2021
INSEE 2023, data 2021-2022

Startups / Unicorns

With a multitude of incentives and support programs in place to help businesses, Paris Region is an attractive proposition for European entrepreneurs and technology start-ups.



Dealroom 2024, data 2023

In 2023, Paris Region accounts for **58.6%** of investments in value in France: **€5.2** billion
EY, 01/2024

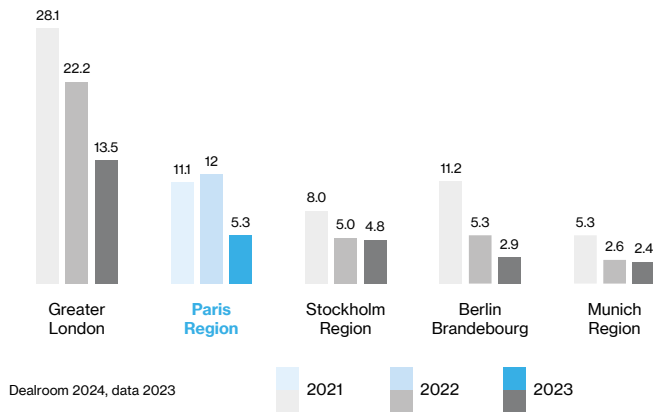


Dealroom 2024, data 2023

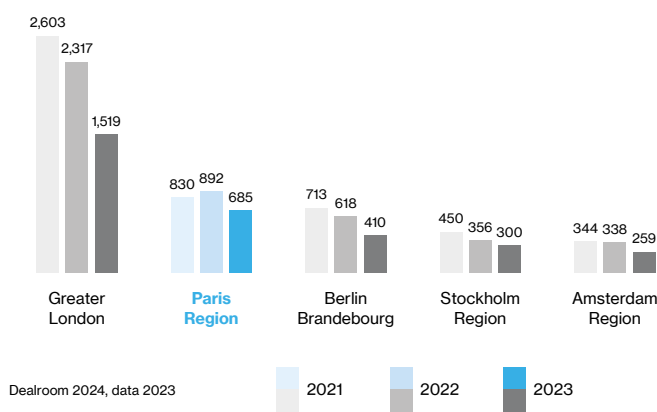
Paris Region accounts for almost half of all French start-ups and **60%** of all jobs created by 2023
Numeum, 2024, data 2023

Paris, **#9 worldwide** for the number of unicorns (28), mainly emerging from the Ecommerce & Retail and Software & Data industries
Global Startup Ecosystem Index 2023


Top 5 European startup hubs by VC investment(\$B), 2021/2023



Top European Hubs by Number of Deals, 2021/2023

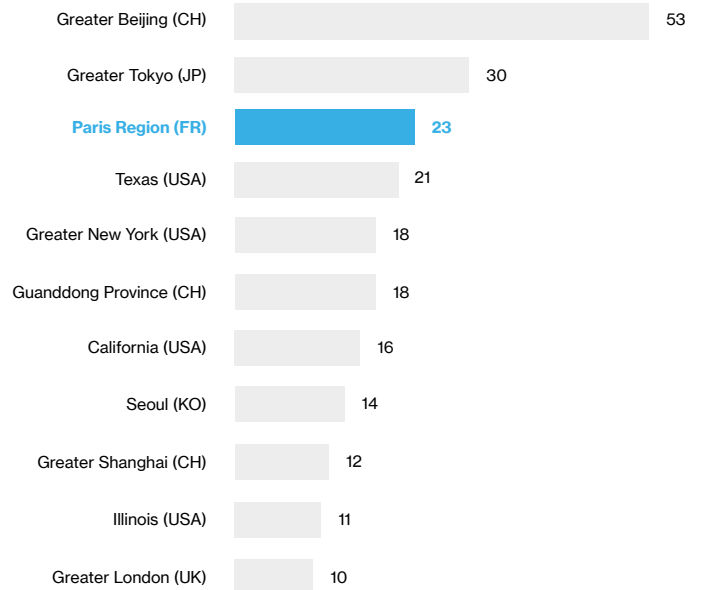


EU's Labor Productivity



Apparent Labor Productivity - Source: Eurostat GDP in million euros 2021 (NUTS 2) divided by total number employed 15 years old and over (2021), Greater London= Inner + Outer London (2019)

Paris Region, Europe's Highest Concentration of Fortune 500 Global Corporate Headquarters



Fortune Magazine, Global 500, July 2023
Ranking by metropolitan Regions. Estimates Choose Paris Region

Top 10 Corporate Headquarters in Paris Region - Fortune Global 500		
	Revenue in million dollars	Total workforce
TotalEnergies	263,310	101,279
Electricité de France	150,902	165,028
ENGIE	109,174	96,454
AXA	109,067	90,443
Carrefour	90,062	334,640
BNP Paribas	89,563	193,122
Crédit Agricole	86,471	72,758
Christian Dior	83,282	180,597
Vinci	65,749	271,848
Société Générale	63,416	111,466

Fortune Magazine, Global 500, July 2023

An Attractive Region for Foreign Companies

(2023)

Paris Region is the top French Region in terms of hosting foreign companies and accounts for a third of all new business creations in France.

Europe's #1 Region for Major Foreign Companies



INSEE 2022, data 2018

95 nationalities are represented among foreign companies based in Paris Region, reflecting the region's international outlook and the presence of two world-class airports...

153,200 jobs in the region are controlled by American groups, twice as many as by German investors (76,400).

42% of British-controlled jobs, 40% of American-controlled jobs and a third of Japanese-controlled jobs in France are located in Paris Region.

Foreign presence is higher in the service sector than in industry in Paris Region.

Paris Region accounts for 74% of foreign-controlled jobs in the real estate activities and 60% in the financial and insurance activities sector.

INSEE 2022, data 2018

2022 FDI Arrivals

431 foreign direct investments (fdi) from 45 countries, representing nearly 10,397 jobs in the long term.

Main continents of origin

- 219 fdi from European groups, 4,844 jobs (44,3%)
- 133 fdi from American groups, 4,922 jobs (45%)
- 57 fdi from Asian and Oceanian groups, 823 jobs (7.5%)
- 22 fdi from other countries (Africa, Middle East) 348 jobs (3.2%)

Main countries of origin by number of jobs

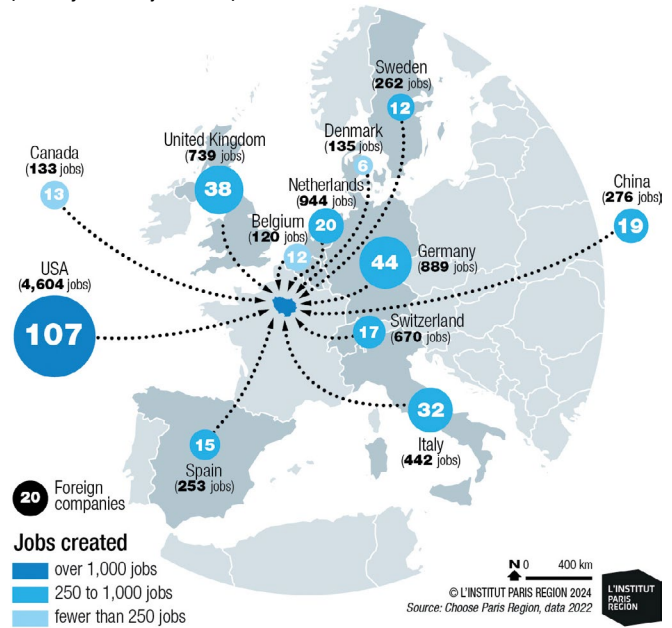
Choose Paris Region, 2023, data 2022

Countries of origin	Companies	%	Jobs created	%
USA	107	24.8	4,604	42.1
Netherlands	20	4.6	944	8.6
Germany	44	10.2	889	8.1
United Kingdom	38	8.8	739	6.8
Switzerland	17	3.9	670	6.1
Italy	32	7.4	442	4.0
China	19	4.4	276	2.5
Sweden	12	2.8	262	2.4
Spain	15	3.5	253	2.3
Denmark	6	1.4	135	1.2

Foreign Direct Investments in Paris Region:

Main Countries by Business Origin and Jobs Created in 2021

(ranked by number of jobs created)



Paris Region, gateway to European markets, strengthens its position in high value-added investments attracted by local talent

- 77.5% of projects and 75.4% of jobs are generated by decision-making centers, business services and R&D
- Decision-making centers: 3,858 jobs
- Business services: 2,463 jobs
- R&D, engineering and design centers: 1,925 jobs

The reinvestment results (5,675 jobs created) i.e. 51.9% of the total of jobs, confirm investors' confidence in the opportunities offered by the Region for the development of their activities.

Choose Paris Region, 2023, data 2022

Top Major Paris Region companies dependent on foreign groups (based on salaried workforce)		
Country	Company	Salaried workforce
Netherlands	PSA AUTOMOBILES SA	39,099
USA	EURO DISNEY	13,921
Canada	CGI FRANCE	10,739
Luxembourg	ARCELORMITTAL FRANCE	7,167
China	CLUB MED	4,691
Netherlands	NEXTER SYSTEMS	3,124
USA	AMAZON	3,017
Netherlands	TECHNIP ENERGIES FRANCE	2,524
Netherlands	CNH INDUSTRIAL FRANCE	1,381
Italy	SAIPEM SA	1,281
Germany	TUI FRANCE	1,011
USA	AVIS LOCATION DE VOITURES	980
USA	PFIZER	978
Netherlands	PHILIPS FRANCE COMMERCIAL	867
Germany	WILO FRANCE	719
Netherlands	PRIMAGAZ	696
Germany	ALLIANZ PARTNERS SAS	596

Diane 2023

A Strong Expertise in Key Market Areas

In Both Services and Industry

Paris Region's diverse economic landscape is home to all types of companies, especially those operating in the region's most innovative sectors. Renowned the world over, Paris Region boasts solid expertise and know-how in both services and industry.

A world leader in financial services, aeronautics and defense, a pioneer in new mobility, new space, smart cities, cleantech and green energies, the region is also recognized on the global stage for the quality of its research in healthcare and life sciences, as well as in information technology, digital transformation, creative industries, logistics, agri-food, cosmetics and many other fields.



Aerospace and Defense

Airbus Group, Dassault Aviation, Safran, Arianespace, European Space Agency, ALE France - Alcatel-Lucent Enterprise, Zodiac...



Commerce / Retail

Amazon, Bon Marché Rive Gauche, Carrefour, Cora, FNAC, Galeries Lafayette, H&M, Ikea, Marionnaud, Metro, Printemps, Uniqlo, Zara...



Food Industry / FoodTech

Danone, Finatis, Kraft Foods, Nestlé, Pernod Ricard, Agrana Fruit France, Coca-Cola, Grands Moulins de Paris, William Saurin... Innovorder, Anycommerce, Ynsect, Rungis International Market...



Business Services

Accenture, CapGemini, EY, Gide Loyrette Nouel, KPMG...



Automotive, Logistics, Mobility, Transportation

Renault Group, Stellantis, Continental, Faurecia, Valeo, ... Air France-KLM, DHL, FedEx, GEFCO, Geodis, Groupe ADP, La Poste, Haropa Port, RATP, SNCF, Sogaris, Systra, Transdev...



Cosmetics / Perfumery

L'Oréal, Chanel, Clarins, Hermes, Coty, Puig, Laboratoires Expanscience, Groupe Pochet, Sephora, Uriage, Verescence...



Creative Industries, Audiovisual and New Media

Gaumont, MK2, Netflix, Paramount Pictures, Pathé films, Sony Pictures, 20th Century Studios, UGC Distribution, Universal Pictures, Walt Disney Pictures, Warner Bros... Buf, Gameloft, Mac Guff, MPC Paris, Ubisoft... TF1, France TV, Canal+, Mediawan, Newen Studios, JLA Group, Tetra Media Studio...



Healthcare and Life Sciences

AstraZeneca, Bristol-Myers Squibb, GlaxoSmithKline, Guerbet, Johnson and Johnson, Lilly, Merck, Pfizer, Roche, Sanofi, Novartis...



Fashion, Design, Luxury Goods

Cartier, Chanel, Hermes, Christian Louboutin, Kering (Gucci, Saint Laurent, Bottega Veneta, Balenciaga, ...), LVMH Moët Hennessy Louis Vuitton SE...



IT and Digital Economy

Apple, Altice France, Atos, Cisco Systems, Dassault Systèmes, Free, Fujitsu, Google, Horiba, Huawei, IBM, Meta, Microsoft, Motorola, Nokia, Oracle, Orange, Philips, Safran, SAP, Siemens, Sony, Thales, Vivendi, ZTE...



Cleantech, Energy, Smart Building

Air Liquide, Orano, EDF, ENGIE, Schneider Electric, Enedis, RTE... Siemens, Suez Eau France, TotalEnergies Électricité et Gaz France, Veolia... Bouygues Energies & Services, Eiffage, GA Smart Building, Vinci...



Financial Services, Insurance

Bank of America, Barclays, BNP Paribas, BPCE Group, CIC, Citybank, Crédit Agricole, Crédit Mutuel, European Bank Authority (EBA), Euronext Paris, Goldman Sachs, JP Morgan, HSBC Asset Management, La Banque Postale, Morgan Stanley, Société Générale, Axa, Allianz, CNP Assurances, Generali...



M.I.C.E.*

Comexposium, RX France, Viparis... Disneyland Paris...

*Meetings, Incentives, Conventions, Exhibitions



Tourism, Hotels, Catering

Accor, Club Med, Elior Group, Louvre Hotels Group, Lucien Barrière Group, Marriott International, Pierre & Vacances-Center Parcs Group, Sodexo ...

Paris Region, Cradle of Industry

The Region's industrial fabric includes leading-edge sectors such as the automobile, aeronautics, printing, electronics, pharmaceuticals and food processing industries.

These economic activities shape the Paris Region's landscape, from the Seine Valley (automobile), La Défense (business), Saclay (science), and La Plaine-Saint-Denis (film), to Rungis international market and the port of Gennevilliers (both dedicated to logistics).

Paris Region, a Driving Force in Innovation

Paris Region stands as a hub of innovation acknowledged both within Europe and globally. Its diverse economy is abuzz with leading high-tech clusters and research centers, creating enticing prospects for cross-sector collaborations.

Numerous successful patent applications from top French institutions contribute to positioning Paris Region as one of the most innovative regions worldwide.

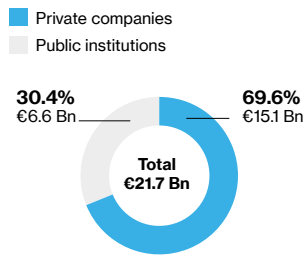
These groundbreaking discoveries span various sectors, including energy, computer software, environment, agriculture, AI, pharmaceuticals, biotech, and more.



© Cité Descartes

#1 R&D Region in Europe (2020)

The highest amount of R&D expenditure in Europe



6.8% of EU27 and 41% of French R&D expenditure
2.83% of Paris Region's GDP

Ministry of Education, Higher Education and Research 12/2023, Eurostat 2023, data 2020

43% of R&D expenses made by private companies in France
36.5% of R&D expenses made by public institutions in France

INSEE 2023, data 2020

In Paris Region, 70% of R&D spending is carried out by companies.

INSEE 2023, data 2020

At the Forefront of Innovation

Paris:

- #12 largest science and technology cluster, in the world
- #1 in Europe

Global Innovation Index, Cornell University, INSEAD, WIPO, 2023

Paris:

- #1 most innovative city in Europe
- #7 in the world, ahead of London (#9), Berlin (#18), Munich (#21) and Helsinki (#24) in Europe

JLL, Innovation Geographies, 2022

Patents and Publications

4,611 patents filed, 41.8% of the patents filed in France

INPI 2023, data 2022

Paris Region, European leader, with 9.8% of all European patent applications in EU28.

6,646 European patent applications in Paris Region

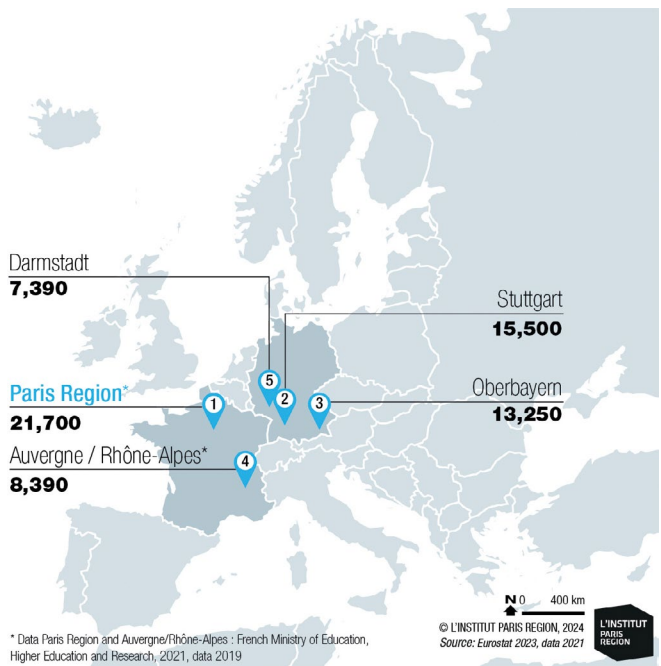
19,917 scientific publications

- 34.5% of the national publications
- Specialization in mathematics, physics, human and social sciences, sciences of the universe

26% of international co-publications, mainly with the USA, the UK, Italy, and Japan.

Hceres, OST, 2023, data 2022

#1 in Europe for R&D Expenditure (millions of euros in 2021)



Major Research Centers

5 out of EU28 20 most innovative research institutions

- #1 CNRS National Center for Scientific Research
- #7 INSERM National Institute of Health and Medical Research
- #11 Sorbonne University
- #15 Université de Paris
- #16 APHP Assistance Publique Hôpitaux de Paris

Scimago EU28 Research Ranking, 2023

CNRS in international rankings

- #3 World research institution
- 1st producer of publications worldwide
- #1 in Arts and Humanities, Mathematics,
- #2 in Social Sciences
- #3 in Computer Sciences Chemistry, Physics and Astronomy..
- #4 in the Nature Index
- #6 largest patent filer in France
- 33,000 R&D jobs in France
- 1,100 Research labs in the world

Scimago Institutions Ranking, Nature Index, CNRS, INPI 2023, data 2022

Various Multidisciplinary Technological Hubs

8 regional competitiveness clusters and many other thematic networks / clusters

4,833 members including:

- 4,006 companies
- 678 labs and teaching institutions

Building on its strong industry clusters, company partnership networks, and thriving marketplace, Paris Region spurs many opportunities for businesses, whatever their development stage.

From artificial intelligence to biotechnology, deep tech, cleantech, Greentech, IT, telecommunications, AR/VR, 3D Animation, aerospace, and agritech... Businesses can plug into a fast-growing ecosystem in no time.

3,608 projects

€13 Bn
of total funding



	ASTech	Cap Digital	Cosmetic Valley	Finance Innovation	Medicen	NextMove	Polymeris	Systematic
Fields	Aeronautics, space and defence	Digital and ecological transformation	Perfumery and Cosmetics	Financial services	High-tech healthcare and new therapies	Automotive and mobility industry	Rubber, plastics and composites industry	European innovation and technology cluster in digital and Deep Tech
Total Members	329	700+	651	600	500	564	589	900
Major groups	111	46	50	180	42	112	23	140
Mid-cap SME's, startups	145	600	601	400	411	318	277	550
Labs/teaching institutions	41	57	182	20	35	100	83	160
Investors, and Local Partners	-	21			12	45		50
Total projects funded since the cluster was founded	118	916	500	28	545	330	337 incl. 38 European Projects	796
Total funding	571.87 M€	€1.99 Bn	€520 M	€1 Bn	€2.60 Bn	€1.82 Bn	€894 M	€3.6 Bn

ASTech, Cap Digital, Cosmetic Valley, Finance Innovation, Medicen, NextMove, Polymeris, Systematic (data 01/2024)

Many Other Thematic Networks / Clusters in Paris Region

- Capital Games: Video Games
- Campus Cyber: Cybersecurity
- Descartes Campus: Smart and Sustainable City
- EMS Paris IDF Cluster « Paris Region Water, Soil and Environment
- Cluster⁷ : Water Treatment, Environment and Urban Soils
- Genopole: Biotech applied to Health, Energy, Environment, Food
- Grand Paris Sport: Health, Sportech
- Matériaupôle: Material design, process, and recycling
- Paris Saclay: Health, AI, Energy, Agrifoodtech, Aerospace, Security and Defence, Mobility, et Manufacturing
- Paris Saclay Cancer Cluster: Innovation and technologies for cancer treatment
- PariSanté Campus: Digital Health
- Silver Valley: Innovations and technologies for ageing
- Cluster Logistique Urbaine « Urban Logistics Cluster Paris Region »
- Vitagora: Agritech and foodtech
- VR Connection Group: AR/VR

An Exceptional Place for Events

Paris Region holds a unique position as a leading destination for both leisure and business tourism.

In 2022, over **700** business events took place in the region, drawing attendees with its advanced hotel and catering facilities, along with state-of-the-art venues.

With approximately **700,000 m²** of floor space, it offers the most extensive and diverse range of reception facilities for business events in Europe.



© Vivatech

A Real Know-How in Hosting Major Trade Shows

CCI Paris Île-de-France, data 2022

The #1 offer of exhibition space in the world

700,000 m²

21

exhibition and conference venues

379

trade shows

715

Congresses

€3.9 Bn

in economic benefits

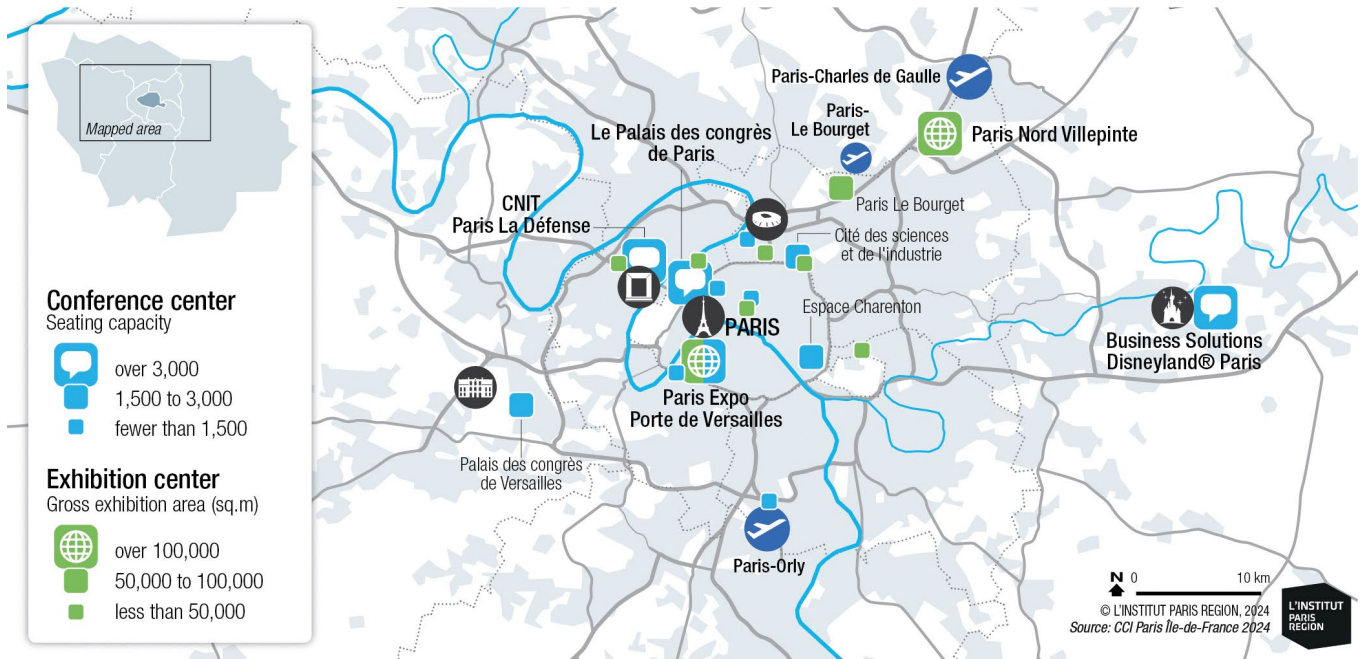
- **6.6 million** visitors, including **402,230** international visitors (**6.1%**)
- **91,966** exhibiting companies, including **27,015** foreign companies (**29.4%**)
- **€17.9 Bn** turnover by exhibiting companies at trade shows

Top 10 Professional and Public Trade Shows Held in Paris Region (by Number of Visitors and Exhibiting Companies) in 2022

Trade Show Name	Business sector	Rank
Salon International de l'Agriculture / Paris International Agricultural Show	Agriculture, horticulture, livestock farming, floristry, fishing and related equipment	1
Foire internationale de Paris / Paris International Fair	Multi-sector tradeshow and trade fairs	2
Mondial de l'Automobile / Paris Motor Show	Transport, logistics, traffic and related equipment	3
Japan Expo / Japan Show	Tourism, sports and leisure activities	4
Batimat / Batimat Show	Building, public works, furnishings, urban development and architecture	5
Maison&Objet	Home decor, interior design, architecture and lifestyle culture	6
Paris Game Week	Tourism, sports and leisure activities	7
Rétromobile	Antiques, collections, flea markets	8
Viva Technology / Startup and Tech Event	Industry, research, science and technology, subcontracting	9
Salon du Livre / Paris Book Fair	Art, culture, music, entertainment	10

CCI Paris Île-de-France

Conference and Exhibition Centers in Paris Region (2024)



The Place to Meet

The Paris Convention Center offers a modular exhibition hall, meeting rooms, conference rooms, an event hall and fixed and mobile catering units: all the keys to making your event a success.

With a surface area of **70,163 m²**, Europe's largest fully modular conference center can accommodate :

- a **5,200-seat** plenary session and
- a total of **14,000** conference seats

It comprises **4** interconnected levels served by an atrium offering a magnificent view over the site and Paris.

Viparis, 2023

Congresses per Year in Paris Region

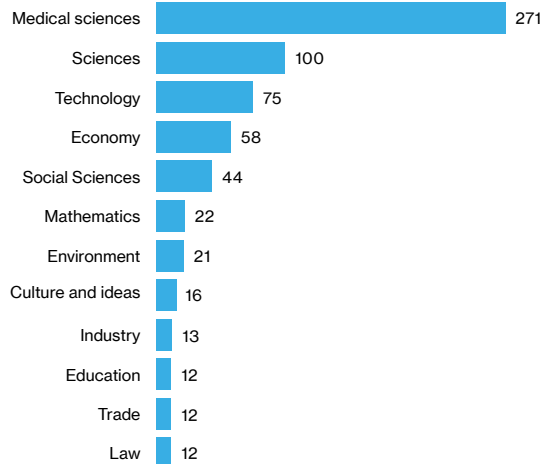
OTCP, data 2022

- **715** in-person congresses,
- **32%** in phygital or by video conference
- **866,317** delegates, including **207,916** international delegates
- **€1.2 Bn** in economic impact

Destination Performance Index by Number of International Meetings Organized in 2022			
Rank	Cities	Country	Number of Meetings
1	Vienna	Austria	162
2	Lisbon	Portugal	144
3	Paris	France	134
4	Barcelona	Spain	133
5	Prague	Czech Republic	129
6	Madrid	Spain	128
7	Berlin	Germany	113
8	Athens	Greece	109
9	Brussels	Belgium	108
10	London	United-Kingdom	106

ICCA 2023, data 2022

Top 13 Sectors of Activity for Congresses



OTCP, DATA 2022

Paris Region, at the Heart of World Trade

(2022)

€214.7 Bn
26.9% of France's imports

€136.2 Bn
21.1% of France's exports

The **Top 3** most exported products reveal the specialization of Paris Region industry:

- aeronautics,
- automotive,
- pharmaceuticals

and the region's weight in the luxury goods sector:

- leather, luggage,
- footwear,
- perfumes, cosmetics and jewelry

Main Imported Products

- Natural Hydrocarbons: **€26.4 Bn, 12.2%**
- Automotive manufacturing products: **€23.7 Bn, 10.8%**
- Electricity: **€15.9 Bn, 7.4%**

Main Exported Products

- Space and aeronautics manufacturing products: **€13.2 Bn, 10.0%**
- Leather, Luggage, shoes: **€12 Bn, 8.8%**
- Automotive manufacturing products: **€11.8 Bn, 8.6%**

French Customs, 2022



© Yposkesi

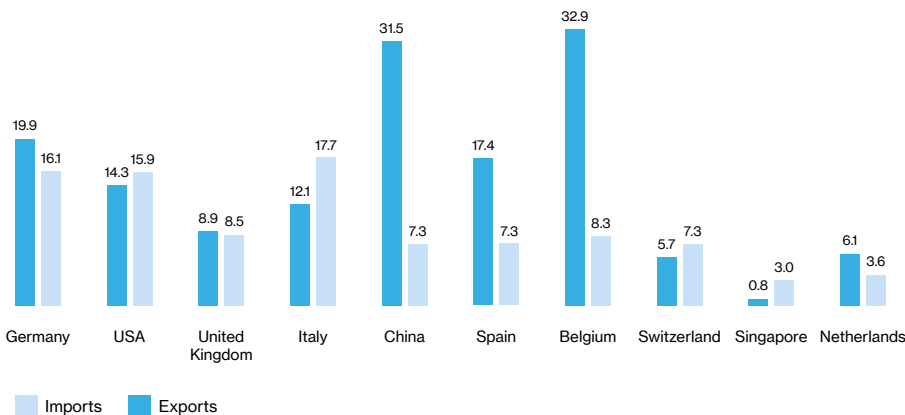
32,000
exporting companies

Europe is Paris Region's main trading partner with **61.9%** of exports and **60.5%** of imports.

The Asia-Oceania zone remains the region's 2nd largest supplier with **24.9%** of trade and, for the 2nd year running, the 2nd largest customer of the Paris Region with **15.8%** of exports.

The 3rd region in the world with which Paris Region has significant trade relations is the Americas, with **20.0 billion euros** of exports and **18.4 billion euros** of imports.

Paris Regions's Leading Business Partners (2022) (in €B)



The **top 10** countries supplying goods purchased by Paris Region account for a total of **69.8%** of imports, and this proportion is rising year on year: China, the United States and the neighbouring European countries: Germany, the United Kingdom, Italy, Spain, Belgium, Switzerland and the Netherlands.

The main supplier countries are also the most important customer countries: USA, Germany, Spain, UK, Italy, Belgium, Switzerland and China.

French Customs, 2022



Gare de Chelles © Atelier Schall - Société du Grand Paris

Benefit from State-of-the-Art Infrastructures

A real estate offer tailored to your needs

Paris Region presents unparalleled opportunities for companies and investors, offering a diverse range of real estate solutions such as offices, third spaces, and logistics facilities. The ongoing Grand Paris Express Project is set to enhance connectivity to urban and business centers, international airports, and high-speed train stations, further elevating the appeal of this world-class real estate destination.

A Gateway to Global Opportunities

With an extensive network comprising 25,000 kilometers of roads, three international airports, seven TGV stations, and Haropa Port, Paris Region stands as a key transportation hub, ensuring seamless connections to the global market. This strategic location facilitates businesses in reaching customers and expanding their presence not only within France and Europe but also across international markets, including Africa, Asia, and the Americas.

Evolving Towards Sustainable Mobility

As the concept of sustainable development gains prominence, Paris Region is at the forefront of environmentally friendly mobility solutions. The region boasts significant public transport infrastructures, and with preparations underway for hosting the 2024 Olympic & Paralympic Games, the mobility network is expanding, especially through the development of the Grand Paris Express.

Competitive Telecom and Energy Rates

France boasts cutting-edge telecommunications and energy networks, translating into cost advantages for individuals and businesses alike. The state-of-the-art infrastructure in these sectors positions Paris Region as a compelling choice for those seeking competitive telecom and energy costs.

Europe's Largest Scope of Real Estate Solutions

Spanning 55 million m², Paris Region boasts an expansive real estate market comprised of diverse, specialized districts, rendering it an exceptionally appealing destination for various industries, research endeavors, and lifestyles. The real estate landscape has undergone a recent evolution, with companies reevaluating the conventional office paradigm in favor of adaptable alternatives and external venues. Paris Region, home to numerous coworking spaces and the world's largest startup campus, provides a real estate ecosystem that fosters collaboration and authentic business synergy.



Village des Athlètes © Paris 2024

Office Space

Surface area
56 million m²

ORIE, 2023 – Data 2023

Over **1,500** areas for business activity

L'Institut Paris Region, 2023

34 business districts
Paris La Défense, the **4th** largest business district in the world

L'Institut Paris Region, 2023, EY-ULI 2020

- Immediate supply: **4.7 million m²**
- Vacancy rate: **8.5%**
- Take up: **1.9 million m²**
- Space under construction: **1.9 million m²**

Immostat, Deloitte 2023, Q4 2023

Office rents in Paris Region

Prime rent in central Paris

- **€960/m²/year**

Prime rent in La Défense

- **€550/m²/year**

Average rent in Paris Region

- **€432/m²/year**

JLL 2023, data Q4 2023

Paris Region: Twice Cheaper Than London in Office Rent

Office Rent (USD / per SQ FT/PA)			
Rank	Country / Territory	Market	Total Occupancy Cost (USD/SQ FT/PA)
1	United Kingdom	London (West End)	255
2	Hong Kong SAR	Hong Kong SAR	165
3	United Kingdom	London (City)	151
4	Singapore	Singapore	112
5	France	Paris	108
6	USA	Boston	103
7	USA	San Francisco	95
8	USA	New York	92
9	USA	Washington DC	88
10	Republic of Ireland	Dublin	82
11	Japan	Tokyo	82
12	South Korea	Seoul	81
13	Italy	Milan	81
14	India	New Delhi	78
15	Chinese Mainland	Beijing	72
16	USA	Los Angeles	71
17	Vietnam	Ho Chi Minh City	71
18	India	Mumbai	71
19	USA	Miami	67

Knight Frank, 2023

Everything You Need to Scale Up

Coworking spaces, business centers, shared offices: over the past few years, there has been a consistent expansion of remote work options in Paris Region. This growth is a response to various emerging trends, including the increasing nomadic nature of self-employed individuals, the desire to minimize commuting, the demand for welcoming environments conducive to collaboration and creativity, the economic efficiency in real estate costs for large corporations, and the socialization needs of the expanding population of micro-entrepreneurs.

1,031
 "third places", providing flexibility to the workforce, comprising:

- 409 coworking spaces
- 256 shared offices
- 126 fablabs
- 240 business creation or development support sites

L'Institut Paris Region, 2023

The World's Biggest Start-up Campus

A unique campus and community in the heart of Paris.

- 51,000 m² campus
- 1,000+ start-ups
- 30+ international startup programs
- 4,500+ total residents since its creation
- Coliving space: 100 apartments, home to 600 entrepreneurs

Station F, 2024

The Grand Paris Express: A Great Opportunity for Urban Projects (2023)

To enhance its attractiveness and competitiveness in our globalized world, Paris Region is undertaking major infrastructure and urban planning projects. This includes the Grand Paris project, the largest urban project in Europe, which will provide a new transport network, new residential projects, office districts, and R&D hubs open to international competitions to reinvent Paris Region.

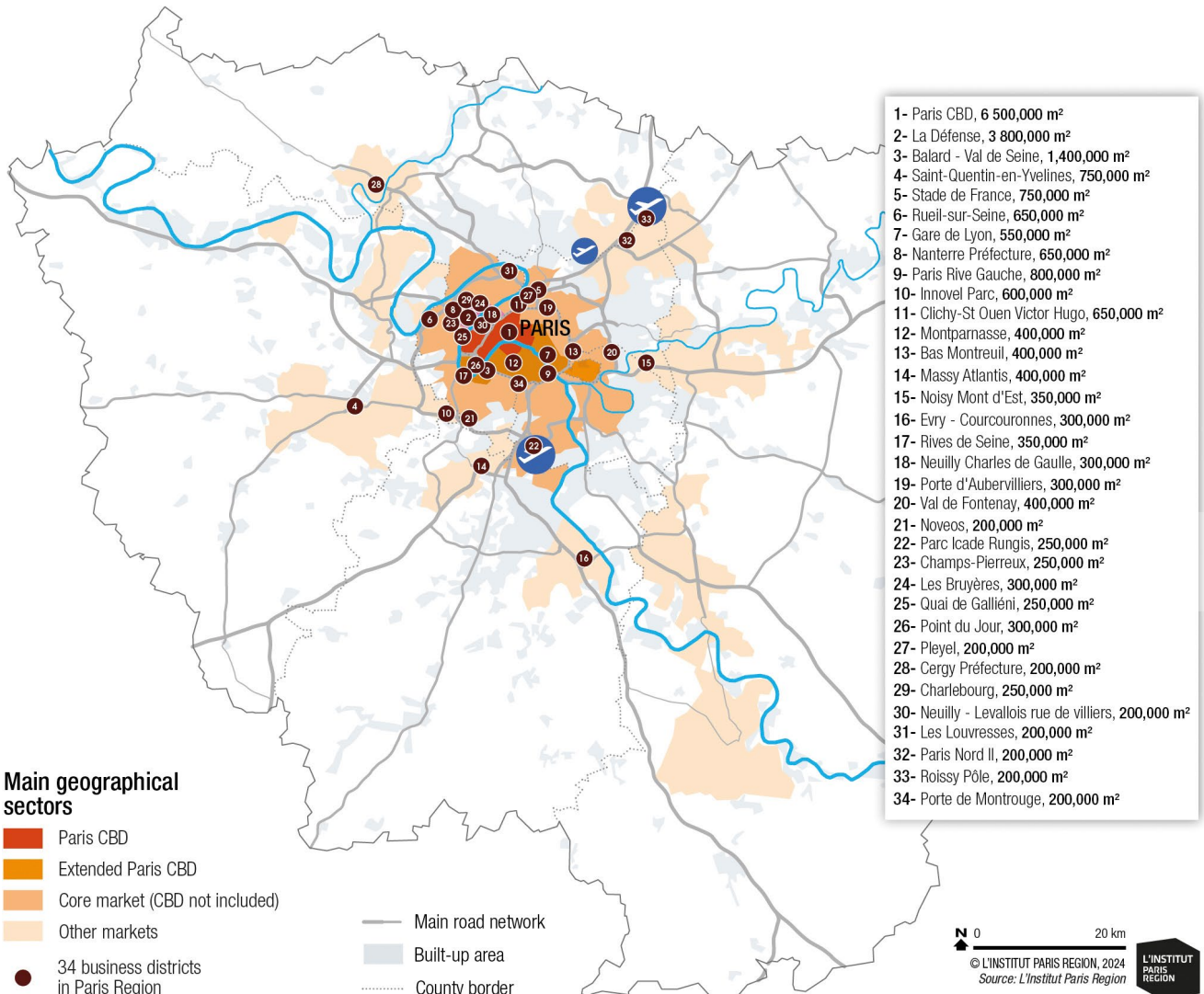
The Grand Paris Express is paving the way for a substantial increase in additional housing in Paris Region, with the creation of **250,000** to **400,000** housing units.

The Grand Paris Express is accelerating the urban renewal process in **140 km²** of neighborhoods within an 800-meter radius of each station on the rail line and represents a total development potential of **32 million m²**.

More than **100** projects will be developed by 2030 by Société du Grand Paris on land acquired for the construction of the Grand Paris Express, for a total floor area of **1 million m²**:

- 8,000 diversified housing units (almost 60% of the development is housing)
- 43,000 m² of retail and services in addition to the 20,000 m² inside the stations
- 380,000 m² of offices, logistics, and industrial real estate
- 70% of the projects will be made of bio-sourced materials of which 50% wood

The Paris Region Office Market



A Major Growing Mobility Hub

Situated at the nexus of Europe, businesses located in Paris Region enjoy convenient access to a vast market comprising over 500 million customers and key European urban centers.

The region boasts an advanced, contemporary, and secure transportation infrastructure, featuring a rapid metro system, suburban trains, 7 high-speed train stations, and 3 international airports. This well-connected network facilitates seamless travel within the region and provides easy access to various destinations in France, Europe, and beyond.

In anticipation of hosting the 2024 Olympic Games, the Paris Region is actively engaged in multiple significant public infrastructure initiatives. Several major projects are currently underway and are scheduled for completion by 2030, with the Grand Paris Express being a prominent example.



© ALSTOM - Société du Grand Paris

A Gateway to Europe and the World

By plane

Paris Aéroport, UAF, 2023

- 3 international airports
- 654,000 aircraft movements
- 119 countries and 328 destinations reachable from Paris

By train

SNCF, Ile-de-France Mobilités, Transilien, 2023

10
main stations including

7
TGV high-speed train stations

99.7M
passengers

Paris-Charles de Gaulle (CDG)

- #3 European airport for passengers carried
- 5th European hub for global connectivity
- 67.4 million passengers
- 448,305 aircraft movements
- 300 destinations

Paris-Orly

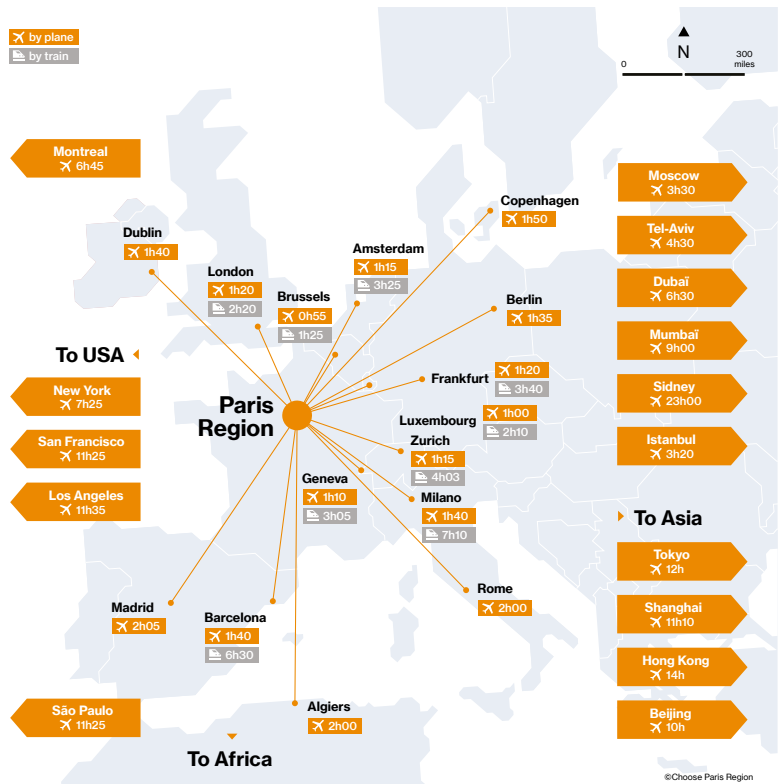
- 32.3 million passengers
- 205,600 aircraft movements
- 187 destinations

Paris-Le Bourget

- Europe's leading business airport and leading airport for medical and sanitary flights
- 63,780 aircraft movements
 - 800 destinations
 - 10 civil general aviation airfields and 1 heliport

- 1.8 billion passengers in Paris Region (70% of French Traffic)
- 6,000 trains per day
- 400 stations
- Over 200 stations will be made accessible by 2024
- 2nd busiest railway network in the world after Tokyo
- 5 railway stations have traffic that exceeds 100,000 travelers daily
- Paris Gare du Nord, Europe's largest train station: 211.7 million passengers in 2022
- Paris Saint-Lazare: 102.9 million passengers
- Paris Gare de Lyon: 102 million passengers
- Juvisy-sur-Orge (Ouigo trains): 32.3 million passengers
- Paris Montparnasse: 56.9 million passengers

Paris Region, Connected to Europe and the World



The Paris Region air hub is the largest in continental Europe: most major European cities are reachable in less than two hours' flight.

Thanks to the high-speed train (TGV), rail connections are efficient and direct, especially with Belgium, the Netherlands, Germany, and Luxembourg. The geographical location of Paris Region combined with high-quality transport infrastructure, makes it a central hub for easy access to other markets, particularly Africa and the Middle East.

2hrs16 between Paris Nord and London with Eurostar. Up to **11** trains a day. **7** days a week.

Eurostar, 2023

Paris Region through Choose Paris Region, Groupe ADP and RATP Group inaugurated the test centre dedicated to new sustainable urban air mobility (eVTOLs (electric Vertical Take-Off and Landing aircraft) at the Pontoise - Cormeilles-en-Vexin airfield. ADP, 2022

A Dense and Unique Regional Transport Network

Public transport, bicycles, electric and traditional scooters, self-service vehicles, autonomous cars, buses and automated metros: the local transportation system offers a diverse array of constantly expanding options.

Means of transport used to get to work in 2020	
Type of trips	Number of trips / weekday (in million)
Walking	16.2
Car	12.0
Public transport	6.8
Bike	1.0
Motorized two-wheeled vehicles	0.6
Others	0.2
Total	37

Ile-de-France Mobilités (09-10/2020)

3.3 billion trips by public transport in Paris Region		
Mode of traffic	Lines	Trips (in millions)
Subway	16	1,339
Train – RER*	13	1,197
Streetcars	14	341
Bus/night buses	1,536	1,148
Total	1,579	4,025

Ile-de-France Mobilités d'après RATP, SNCF, 2023, data 2022. *High-speed metro

A Wide Public Transportation Network, Extended Further by the Grand Paris Express

This largest urban development project in Europe is providing a new transport network. The project involves heavy investments in modernizing and expanding the public transport network.

- **200 km** of additional automated metro lines
- **68** new stations
- **2 to 3 million** passengers everyday
- **€36.1 Bn** invested through 2030
- The project is set to link Paris Region's **3** airports as well as business districts and scientific clusters.
- In total, approximately **1 million m²** of floor space will be developed by Société du Grand Paris on the land acquired for the construction of the Grand Paris Express.

Mass Transit in Paris Region

A competitive monthly public transport subscription, at **€86.40** in 2024

Ile-de-France Mobilités, 2024

The rail system in Paris Region carries **1.8 billion** passengers annually.

Paris Region's mass transit network:

- **9.4 million** trips per day,
- **4th world's longest** network
- **2,122 km** of rail network,
- **220 km** of metro lines
- **+ 200 km** under construction: **309** subway stations
- **1,700 km** of RER and train lines
- **390** Transilien Train Stations
- RER network: **5** lines serving **249** stations and stops, including **33** in Paris.
- **127 km** of tramways and tram-trains: **235** Tram stations
- **1 metro every 85 seconds** on line 14
- **1 train every 2 minutes** on the RER A during rush hour
- More than **1,100** new electric trains and RER will be running on the network by 2030
- **100%** clean buses in densely populated areas of Paris Region by 2025 and throughout the entire territory

Ile-de-France Mobilités, RATP, SNCF, DREAT, 2023, data 2022

Active Mobility, Bicycles and Electromobility

Walking remains the primary mode of travel for Paris Region's inhabitants followed by car and public transport.

Other innovative and environmentally-friendly modes of transport, such as bicycles and other two-wheeled vehicles, are also increasingly used.

Velib Metropole, Self-Service Bicycle System

- **17,000** bikes: **60%** traditional bicycles **40%** electric power-assisted bicycles
- **1,460** stations in Paris and **62** municipalities
- **200,000** daily uses
- **400,000** subscribers

Véligo Location, a Long-Term Rental Service (6 to 9 months) of Electrically Assisted Bikes

- **20,000** Véligo Location bikes
- **1,000** Electrically Assisted Cargo Bikes

DRIEAT, Velib Metropole, Veligo, 2023

Free-Floating Bike Scooter and Moped Operators

- E-bikes: **15,000** in Paris and around **550** in the suburbs
- E-Mopeds: around **5,000** in Paris and near suburbs
- E-Scooters: around **3,000** outside Paris
- Around **1,000** electric cars

Carsharing Services in a Loop

- Around **1,200** cars

L'institut Paris Region, Ile-de-France Mobilités, Velib Metropole, Veligo 2023

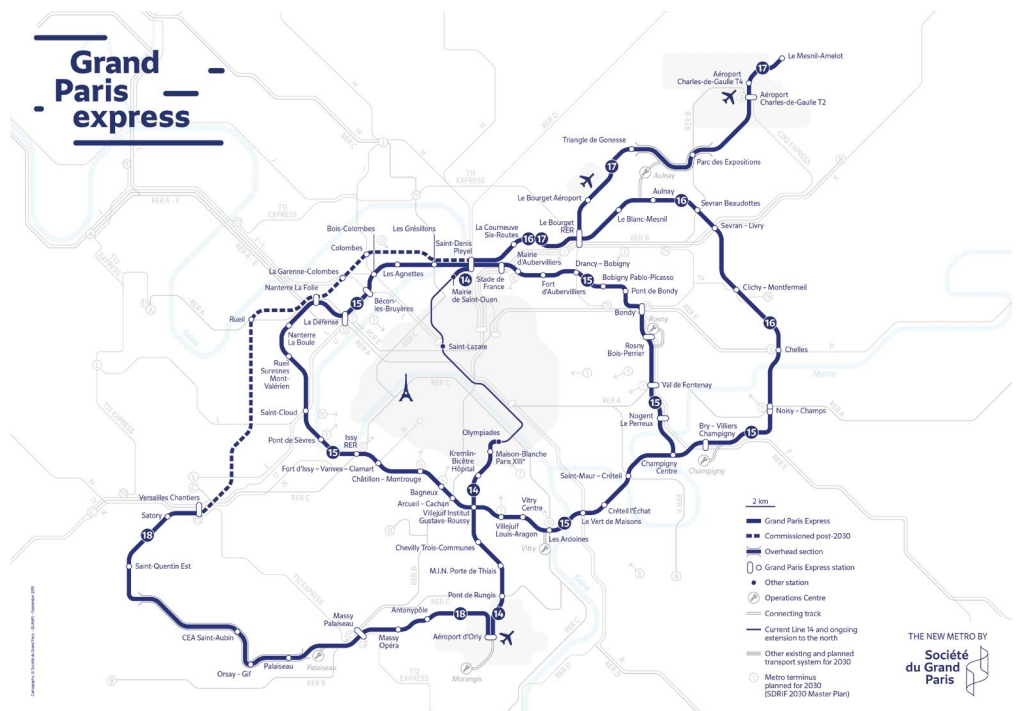
Carpooling

- **900,000** people carpool to work every day
- **272,746** tons of CO2 avoided thanks to carpooling

Ile-de-France Mobilités, 2023

The Grand Paris Express, New metro lines for Paris Region residents and visitors

With the Grand Paris Express and the 200 kilometers of new lines being built, new areas will emerge with good transport connectivity and with more affordable land and real estate prices.



Cost-Effective Logistics

At the crossroads of two vital European freight corridors, Paris Region excels as a prime hub for logistics and shipping. With a population exceeding 12 million and an estimated catchment area of 25 million within a 200-kilometer radius, it leads France in both imports (27%) and exports (21%). Online purchasing is prevalent, with over 7 million Paris residents involved, and 84% of transactions featuring doorstep deliveries. Noteworthy is the 20% share of urban flows attributed to e-commerce, experiencing an impressive 15% annual growth. Addressing evolving logistics demands, solutions are actively sought, appealing notably to major industry players. This positions the Paris Region as a dynamic hub ready to harness and benefit from logistics sector advancements.



Logistics on the Seine River in Limay (Yvelines) © Adobestock

Significant Capacity in Logistics and Real Estate

- Warehouses **> 5,000 m²**
- Surface area: **19 million m²**
- Available: **814,000 m²**
- Take-up: **335,000 m²**

Région Île-de-France, 2023, BNP Paribas Real Estate, 2023, data Q3/2023

Paris Region at Very Competitive Logistics Costs

Prime Rents in Q2 2023, €/m ² /year Warehouses over 5,000 m ²	
London & South East (United Kingdom)	309
Birmingham (United Kingdom)	136
Dublin (United Kingdom)	130
Manchester (United Kingdom)	118
Leeds (United Kingdom)	105
Barcelona (Spain)	96
Hamburg (Germany)	95
Berlin (Germany)	94
Frankfurt (Germany)	90
Rotterdam (The Netherlands)	80
Madrid (Spain)	75
Venlo (The Netherlands)	70
West Brabant (The Netherlands)	68
Leipzig (Germany)	67
Greater Paris (France)	65
Lille (France)	52
Warsaw II (Poland)	50
Wroclaw (Poland)	50
Lodz (Poland)	50
Poznan (Poland)	49
Katowice (Poland)	49

European Logistics Market, Q2 2022, BNP Paribas Real Estate, 08/2023

Air, Road, Waterway and Railway Logistics

Paris Region annually produces **230 million** tons of goods, primarily transported by road (90%), followed by river (6%), and rail (4%). This versatile region manages national and international flows, receiving imported consumer goods through two major corridors—one exclusively road-based via the port of Antwerp and the other multimodal through the port of Le Havre.

Paris CDG Airport
Europe's #1
for Cargo

Eurostat, 2022, data 2020-2021

Air

- Cargo City at Paris-CDG, Europe's largest, with **220 hectares** dedicated to cargo, home to **12** of the world's 14 leading cargo operators
- Paris-CDG: Around **90%** of air cargo transported in France
- **1.9 million** tons of freight and mail handled
- **80** aircraft parking stands devoted to cargo alone.
- **6** freight stations
- **300** cities served worldwide from Paris CDG

Aéroports de Paris, data 2023

Road network

- 620 km of highways,
- 490 km of national roads,
- 38,194 km of local roads
- Freight: 220 million tons of goods leaving, arriving or transiting the region every year
- Road freight within the region represents 4.67 billion tonne-kilometres

Insee, DRIEAT, data 2021 and 2022

#1
French river port
for the transport of goods

#2
Europe's river port

Waterway

- **70** urban ports, including
- **6** multimodal platforms
- **500 km** of navigable waterways
- **1,300 ha** of port areas
- **6** container terminals
- Waterway: **20.6 million** metric tons of goods
- **186,054 TEUs** were handled
- **1 million m²** of warehouse space

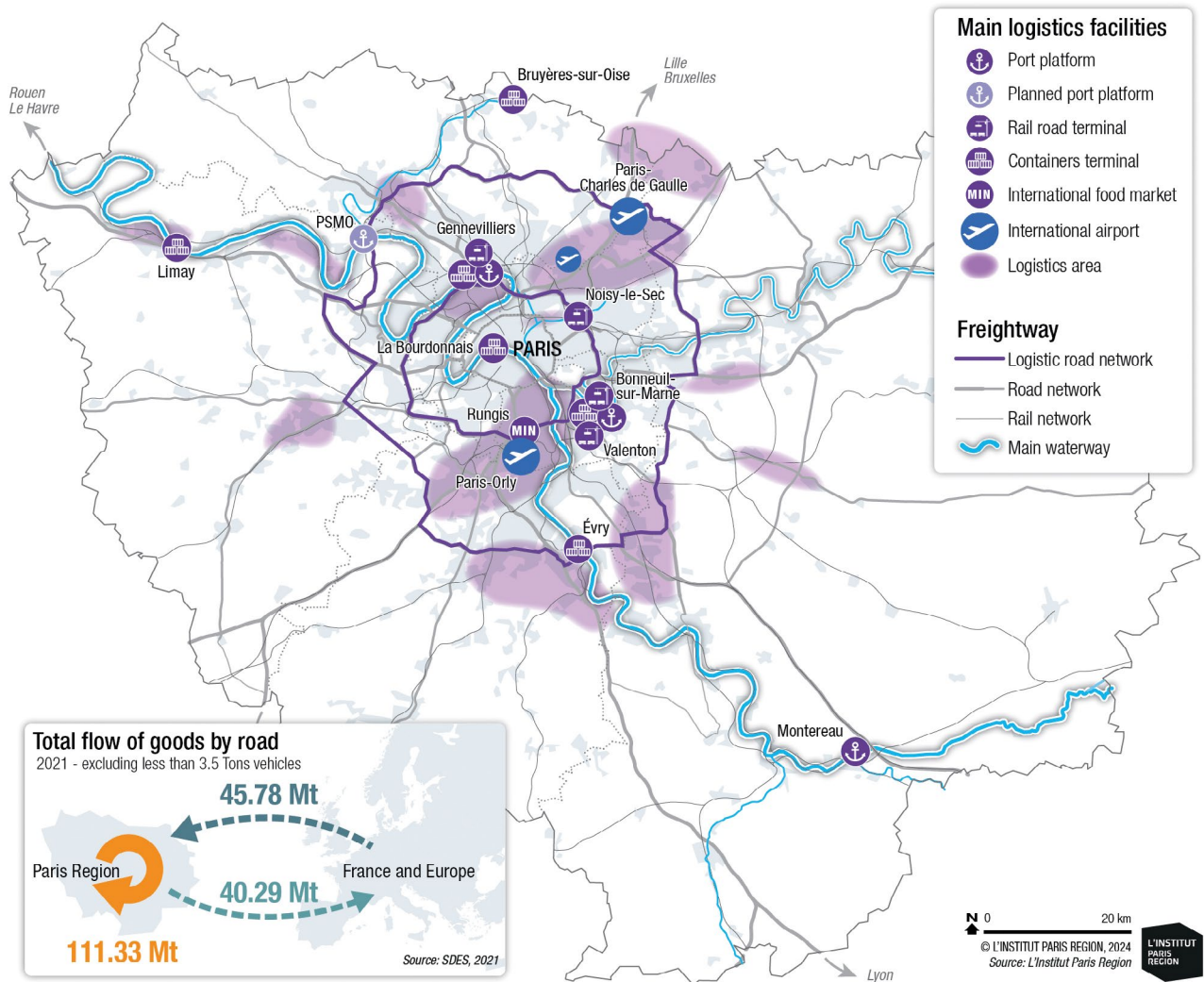
Haropa 2024, data 2022

Rail freight

- **10 million** metric tons of goods by rail, including **2 million** through Paris Region ports
- **4** rail/road terminals
- Valenton **#1** Rail/Road terminal in France
- Railway activity Materials: **4.9 million** metric tons

Setra, Haropa 2021, Unicem, 2019

Logistics in Paris Region (2024)



Facilitating freight transport

The primary multimodal supply chain system has been established to streamline the transportation of goods. Among these, the HAROPA port serves as a maritime gateway to the Paris Region. Thanks to its multimodal approach, the port fosters innovation in sustainable logistics. Handling over 20 million tonnes of goods a year, it keeps over a million trucks off the roads.

Flow of Goods Through Main Ports in Paris Region			
	Waterway (thousand tons of goods)	Containers (TEUs*)	Railway (thousand tons of goods)
Gennevilliers	3,456	134,152	833
Limay	1,078	4,314	524
Bonneuil-sur-Marne	1,211	22,784	495
Bruyères-sur-Oise	460	-	not connected to rail
Evry	325	-	not connected to rail
Précy-sur-Marne	84	5,024	not connected to rail
Paris -La Bourdonnais	105	19,780	not connected to rail

* Twenty-Foot Equivalent Units - Haropa-Port de Paris, 2024, data 2022

One of the Most Fiber-Connected Regions in Europe

The economic strength of the Paris Region is intricately tied to its robust digital ecosystem, serving diverse industries. Serving as the nexus for all Internet networks in France, the Region boasts Fiber-to-Home Infrastructure that extends to nearly 100% coverage, ensuring accessibility for residents across urban and rural landscapes.

Additionally, the Region features a concentrated network of data centers and telecommunications infrastructure, complemented by highly competitive energy costs.



Datacenter © Pexels

A Smart and Connected Region

The Very High-Speed Broadband France plan calls for the rollout of fiber optics throughout France by 2025.

Paris Region aims to be the first Region in Europe to be entirely equipped with fiber-optic cables by 2025. In 2023, already 94% of premises can be connected.

Source: ARCEP, 12/2023

Reliable Telecommunications and Networks

4G Mobile Telephony

- 4 operators (Orange, Bouygues Telecom, SFR, and Free)
- 99.8% of the population is covered
- 100% coverage in the Paris metro (tunnels and stations)

5G Mobile Telephony

- The 4 operators have deployed their networks in the metropolitan area.
- Nearly 100% of the metropolitan area is equipped with 5G offering very high speed mobile broadband (theoretical speed 240 Mbit/s).

ARCEP, 12/2023

Most affordable mobile and fixed Internet packages in Europe

In France, strong competition in telecoms allows consumers to benefit from some of the lowest prices in Europe, according to the Belgian telecoms regulator IBPT. French and British operators have the cheapest cell phone offers. (<20 €)

France offers by far the most attractive prices on fixed internet.

The range of prices of the offers (which go from the Internet connection only, to those including television, fixed telephony, and mobile) goes from 20 euros to a little more than 45 euros.

For an offer including very high-speed Internet (at 100Mbps/s), television, and unlimited fixed telephony:

- France: 35 €
- UK: >40 €
- Luxembourg: <50€
- The Netherlands : <50€
- Germany: >50€
- Belgium: >70 €

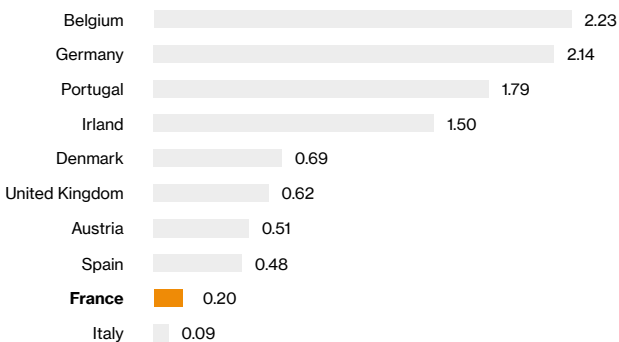
IBPT, 2023 data 2023

Cutting-edge infrastructure

Paris Region is home to a high density of technology companies and internationally renowned competitiveness clusters, which benefit from cutting-edge digital infrastructures (very high speed, cybersecurity, cloud, etc.) and from competitive energy costs.

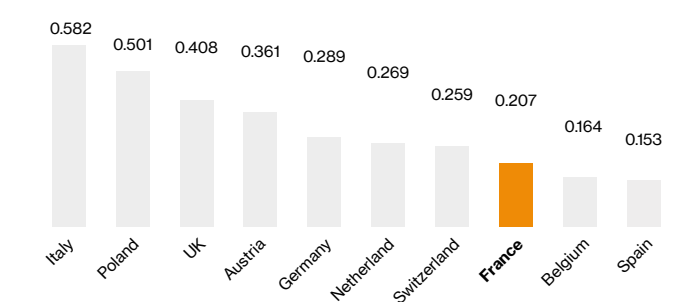
France offers very competitive Telecom and Energy Costs

Average Cost of a Gigabyte of Mobile Data on a Package Basis in 2022 (in US dollars)



Cable.co.uk 2023 , data 2022, Measured June to September 2023 / Selection of Countries

Electricity Prices for Business, kWh, Euro



Global Petrol Prices, 01/2024, Prices 06/2023, Selection of Countries

L'INSTITUT PARIS REGION

URBAN PLANNING AND
ENVIRONMENTAL AGENCY

URBAN PLANNING
CULTURE & HERITAGE
INNOVATION
METABOLISM
CLIMATE
BIODIVERSITY
MOBILITY
ECONOMY



<https://en.institutparisregion.fr>





Crédit: photo AdobeStock

Expanding your network, boosting growth

with Paris Ile-de-France Regional Chamber
of Commerce and Industry

Are you a foreign company?
Are you looking for potential business partners
on the French market?



Doing Business
in Paris

is at your service
international.cci-paris-idf.fr



01 55 65 44 44

Prix d'un
appel local

Du lundi au vendredi de 9H00 à 17H30



CCI PARIS ILE-DE-FRANCE
INTERNATIONAL

Paris Region, Major European Region of the Future 2024*

* according to fDi Intelligence (Financial Times)

Best Foreign Direct Investment strategy in Europe.



ONLY FRANCE - JF ROLLINGER ONLY

chooseparisregion.org

contact@chooseparisregion.org



ChooseParisRegion



parisregion



ChooseParisRegion



@ChooseParisReg



**CHOOSE
PARIS
REGION**



contact@chooseparisregion.org
chooseparisregion.org



info@institutparisregion.fr
en.institutparisregion.fr



crocis@cci-paris-idf.fr
crocis.cci-paris-idf.fr