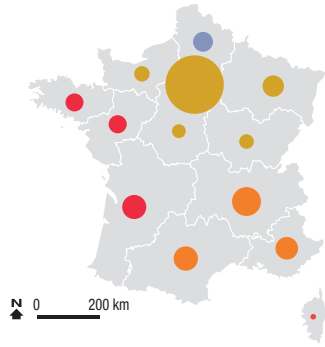


THE PARIS REGION, THE LEADING CULTURAL REGION IN FRANCE


Volume and orientation of cultural employment by commune and Paris arrondissement in the Paris region

Cultural jobs in France, workforce and evolution

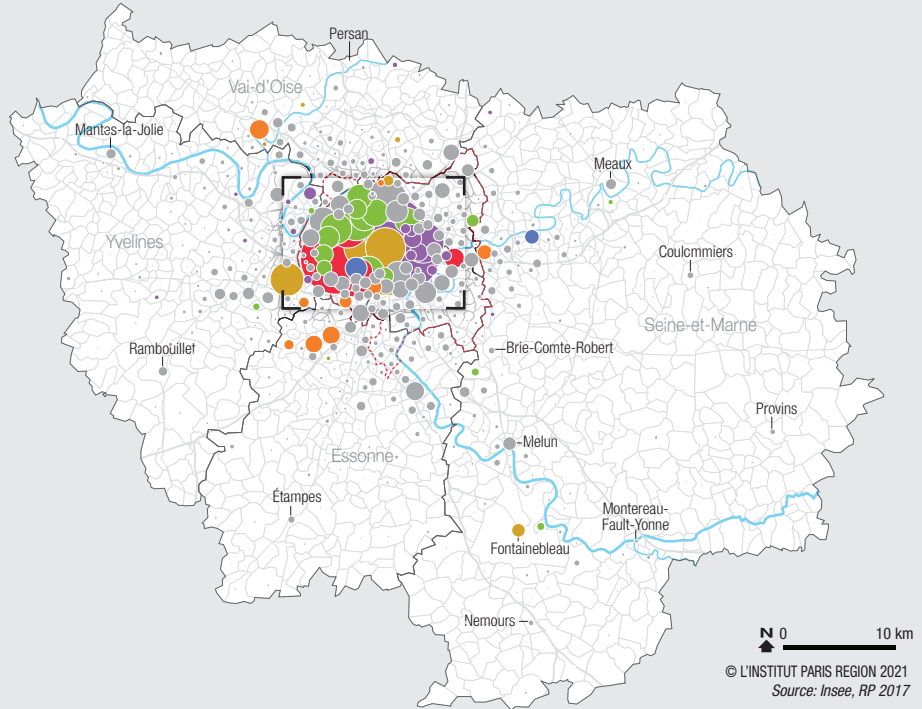


Number of cultural jobs in 2017
Total France: **747,000**

Evolution of jobs between 2007 and 2017 (in %)
Evolution France: +10.7%




© L'INSTITUT PARIS REGION, Insee ÎDF, 2021
Sources: Insee, RP 2007, RP 2017



© L'INSTITUT PARIS REGION 2021
Source: Insee, RP 2017

Number of cultural jobs in 2017



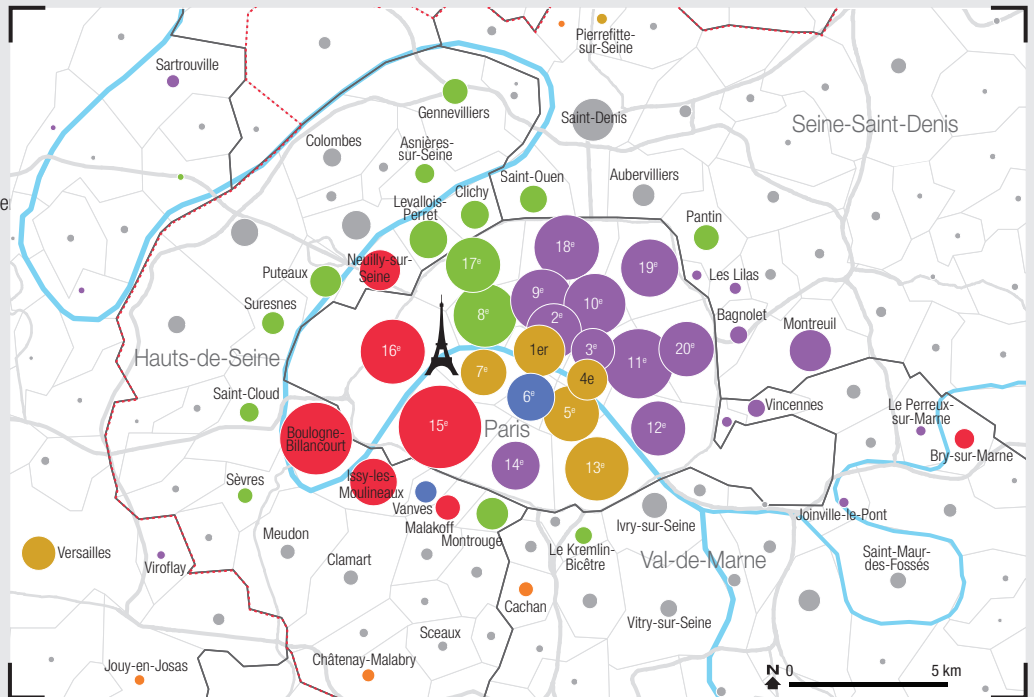
Dominant orientation of cultural employee

- Audiovisual-cinema-multimedia (Red)
- Advertising, Press (Green)
- Teaching* (Orange)
- Book publishing (Blue)
- Heritage (Yellow)
- Visual arts, Architecture, Performing arts (Purple)
- Non-specific** (Grey)

The orientation of cultural employment (indicated by the circle's color) is determined by means of a typology based on a principal component analysis whose variable is the share of cultural employment by sector in total employment.

Base map

- main road network (grey line)
- main water system (blue line)
- Grand Paris Metropolis (MGP) boundary (dotted red line)
- departmental border (black line)
- communal border (thin grey line)



* By construction, the "Teaching" sector brings together cultural teaching as a whole but also a segment of higher education, which explains that prestigious universities, notably located in the southern part of Paris are included in this cultural employment typology.

** A "non-specific" orientation means that no sector is particularly distinguished in the cultural employment of the commune concerned.

© L'INSTITUT PARIS REGION, Insee ÎDF, 2021
Source: Insee, RP 2017

